



**Financial Statements and Supplemental Information
With Independent Auditor's Report**

For the Year Ended August 31, 2014

**Ede & Company, LLC
Certified Public Accountants**

SOUTHWEST TEXAS JUNIOR COLLEGE

FINANCIAL STATEMENTS
AND SUPPLEMENTAL INFORMATION
WITH
INDEPENDENT AUDITOR'S REPORT
FOR THE YEAR ENDED
AUGUST 31, 2014

**SOUTHWEST TEXAS JUNIOR COLLEGE
2014 ANNUAL FINANCIAL REPORT**

TABLE OF CONTENTS

| | <u>Exhibit/Schedule</u> | <u>Page</u> |
|---|-------------------------|-------------|
| Letter from the President..... | | 1 |
| Transmittal Letter | | 2 - 3 |
| Organizational Data..... | | 4 |
| Independent Auditor’s Opinion on the Basic Financial Statements Unmodified Opinions on Basic Financial Statements Accompanied by Required Supplementary Information and Other Information..... | | 6 - 7 |
| Management Discussion and Analysis..... | | 8 - 18 |
| Statement of Net Position | 1..... | 20 |
| SWTJC Foundation, Inc. Comparative Statement of Financial Position | | 21 |
| Statement of Revenue, Expenses and Changes in Net Position | 2..... | 22 |
| SWTJC Foundation, Inc. Comparative Statement of Activities | | 23 |
| Statement of Cash Flows | 3..... | 24 |
| SWTJC Foundation, Inc. Comparative Statement of Cash Flows..... | | 25 |
| Notes to the Financial Statements | | 26 - 48 |
| Schedule of Operating Revenues | A | 50 |
| Schedule of Operating Expenses by Object | B | 51 |
| Schedule of Non-Operating Revenues and Expenses | C | 52 |
| Schedule of Net Position by Source and Availability | D | 53 |
| Schedule of Expenditures of Federal Awards | E | 54-55 |
| Schedule of Expenditures of State Awards | F..... | 56 |
| Report on Internal Control over Financial Reporting and on Compliance and Other Matters Based on an Audit of Financial Statements Performed in Accordance with <i>Governmental Auditing Standards</i> | | 58 - 59 |
| Independent Auditor’s Report on Compliance for Each Major Program and on Internal Control over Compliance Required by OMB Circular A-133 and the Texas Single Audit Circular | | 60 - 61 |
| Schedule of Findings and Questioned Cost | | 62 |
| Required Statistical Supplements | | 63 - 81 |



November 20, 2014

To the Members of the Board of Trustees, Taxpayers of Uvalde, Real, and Zavala counties, and to the citizens of Southwest Texas Junior College Service Area:

I am pleased to submit the Annual Financial Report for the fiscal year 2014. A discussion and analysis of the College's financial statements provide an overview of the financial activities for the fiscal year ended August 31, 2014.

This past year the college saw many changes; many of those were due to the reorganization of senior leadership, and the streamlining of areas of responsibility. Moving forward, the college leadership is staffed and in position to continue improving the institution.

The college has entered into a major expansion era to accommodate both current and future growth. The first project to be completed was the classroom and library expansion for the Del Rio campus. For the first time since the 1980's, Del Rio students will not be attending college in portable buildings.

The second major project expands classrooms, library and a center for engineering in Eagle Pass. As of October 2014, plans were finalized and released for construction. Along with this expansion is the creation of the Jack R. Chittim Technical Campus that will consolidate and expand technical offerings in the community.

The third project is the construction of a new library for the Crystal City campus. The City of Crystal has generously donated the land directly in front of the campus for this expansion. We anticipate the project commencing during the Spring of 2015.

As you can see, the College is committed to enhancing higher education opportunities for the Southwest Texas region of the State. Central to this commitment is the importance of partnerships and collaboration. In this day and age, partnerships are critical, and as a result we are proud to announce that we have opened the Medina Valley Higher Learning Center through a partnership between Medina Valley ISD, Sul Ross State University - Rio Grande College, and SWTJC.

Another important partnership was the collaboration between SWTJC and Angelo State University to develop the region's first Pre-Civil Engineering program. This development was made possible by a Department of Education Title V Cooperative grant between both institutions.

SWTJC strives toward excellence in student success.

Sincerely,

A handwritten signature in black ink, appearing to read "Hector Gonzales", is positioned below the word "Sincerely,".

Hector E. Gonzales, Ph.D.
President

November 20, 2014

To President Gonzales, Members of the Board of Trustees, and Citizens of Southwest Texas Junior College:

The annual financial report of Southwest Texas Junior College District (College) for the fiscal year ended August 31, 2014, is hereby submitted. Responsibility for both the accuracy of the data and the completeness and fairness of the representation, including all disclosures, rest with Southwest Texas Junior College. To the best of our knowledge, the enclosed data are accurate in all material respects and are reported in a manner designed to present fairly the financial position and the results of operations of the various funds of the College. All disclosures necessary to enable the reader to gain an understanding of the College's financial activities have been included.

COMPARATIVE FINANCIAL STATEMENTS

The 2014 audit report contains comparative data for the last two fiscal periods to ensure that the financial information will be available at a glance to financial statement users. Following the auditor's report the College has included a Management's Discussion and Analysis which provides summary information and a brief economic forecast in three segments:

1. A brief discussion of the basic financial statement,
2. Condensed comparative financial information, and
3. Analysis of the College's overall financial position and results of operation.

Segment 2, Condensed comparative financial information contains the following required elements:

- a. Total assets, distinguishing between capital and other assets
- b. Total liabilities, distinguishing between long-term and other liabilities
- c. Total net position, distinguishing among amounts invested in capital assets, net of related debt; restricted amounts; and unrestricted amounts
- d. Operating revenue by major source
- e. Operating expenses by function
- f. Non-operating revenue and expenses
- g. Income before other revenue, expenses, gains, and losses
- h. Changes in net position
- i. Ending net position
- j. Cash flow, distinguishing among operating activities, non-capital financing activities, capital and related financing activities, and investing activities.
- k. Changes in cash flow

We hope this Annual Financial Report presentation will help the reader better understand the overall financial status of the College as of August 31, 2014.

The Annual Financial Report is presented in five sections:

Introductory section includes the President’s Letter, this transmittal letter, and the College’s principal officials.

The Financial section includes the report of the independent accountants, the management discussion and analysis, the basic financial statements, notes to the financial statements and required supplemental financial information.

The Statistical section includes selected unaudited financial and demographic information, generally presented on a multi-year basis.

The Single Audit section includes the annual single audit in conformity with the provisions of the Single Audit Act of 1984 and U. S. Office of Management and Budget Circular A-133, Audits of State, Local Governments, Non-Profit Organizations and the Uniform Grants Management Standards issued by the State of Texas. Information related to this single audit, including schedules of federal and state financial assistance and auditor’s reports on internal control structure and compliance with applicable laws and regulations are included in the single audit section of this report.

SOUTHWEST TEXAS JUNIOR COLLEGE

Organizational Data For the Fiscal Year 2013 - 2014

Board of Trustees

| <u>Name</u> | <u>County</u> | <u>Title</u> | Term Expires <u>May</u> |
|-----------------------|---------------|----------------|----------------------------|
| Rodolfo R. Flores | Uvalde | President | 2020 |
| Dr. Harry O. Watkins | Uvalde | Vice-President | 2016 |
| Dr. Antonio H. Rivera | Zavala | Secretary | 2016 |
| Tony Moreno | Uvalde | Member | 2020 |
| Maria Elena Lara | Uvalde | Member | 2018 |
| Victor Lopez | Zavala | Member | 2018 |
| Anita Shackelford | Real | Member | 2018 |

Administration

| | |
|------------------------|---|
| Dr. Hector E. Gonzales | President |
| Joe Barker | Vice President of Administrative Services |
| Margot Mata | Vice President of Student Services |
| Anne H. Tarski | Vice President of Finance |
| Dr. Mark Underwood | Vice President of Academic Affairs |
| Gilbert C. Bermea | Associate Vice President, Eagle Pass Campus |
| Derek Sandoval | Associate Vice President, Del Rio Campus |
| Romelia Aranda | Dean of Workforce |
| Johnny Guzman | Dean of Applied Science |
| Dr. Cheryl Sanchez | Dean of Liberal Arts |

This page intentionally left blank.

EDE & COMPANY, LLC

Certified Public Accountants

Eric Ede
Donna Ede Jones

P. O. Box 219
Knippa, Texas 78870
Telephone (830) 934-2148
Fax (830) 934-2799
Email: edecpa@hotmail.com

UNMODIFIED OPINIONS ON BASIC FINANCIAL STATEMENTS ACCOMPANIED BY REQUIRED SUPPLEMENTARY INFORMATION AND OTHER INFORMATION

Independent Auditor's Report

Board of Trustees
Southwest Texas Junior College
2401 Garner Field Road
Uvalde, Texas 78801

Members of the Board:

We have audited the accompanying financial statements of the business-type activities, and the aggregate discretely presented component units of Southwest Texas Junior College as of and for the years ended August 31, 2014 and 2013, and the related notes to the financial statements, which collectively comprise the College's basic financial statements as listed in the table of contents.

Management's Responsibility for the Financial Statements

Management is responsible for the preparation and fair presentation of these financial statements in accordance with accounting principles generally accepted in the United States of America; this includes the design, implementation, and maintenance of internal control relevant to the preparation and fair presentation of financial statements that are free from material misstatement, whether due to fraud or error.

Auditor's Responsibility

Our responsibility is to express opinions on these financial statements based on our audit. We conducted our audit in accordance with auditing standards generally accepted in the United States of America and the standards applicable to financial audits contained in *Government Auditing Standards*, issued by the Comptroller General of the United States. Those standards require that we plan and perform the audit to obtain reasonable assurance about whether the financial statements are free from material misstatement. An audit involves performing procedures to obtain audit evidence about the amounts and disclosures in the financial statements. The procedures selected depend on the auditor's judgment, including the assessment of the risks of material misstatement of the financial statements, whether due to fraud or error. In making those risk assessments, the auditor considers internal control relevant to the entity's preparation and fair presentation of the financial statements in order to design audit procedures that are appropriate in the circumstances, but not for the purpose of expressing an opinion on the effectiveness of the entity's internal control. Accordingly, we express no such opinion. An audit also includes evaluating the appropriateness of accounting policies used and the reasonableness of significant accounting estimates made by management, as well as evaluating the overall presentation of the financial statements.

We believe that the audit evidence we have obtained is sufficient and appropriate to provide a basis for our audit opinions.

Opinions

In our opinion, the financial statements referred to above present fairly, in all material respects, the respective financial position of the business-type activities and the aggregate discretely presented component units of Southwest Texas Junior College, as of August 31, 2014, and 2013, and the respective changes in financial position for the year then ended in accordance with accounting principles generally accepted in the United States of America.

Other Matters

Required Supplementary Information

Accounting principles generally accepted in the United States of America require that the management's discussion and analysis listed in the table of contents, be presented to supplement the basic financial statements. Such information, although not a part of the basic financial statements, is required by the Governmental Accounting Standards Board, who considers it to be an essential part of financial reporting for placing the basic financial statements in an appropriate operational, economic, or historical context. We have applied certain limited procedures to the required supplementary information in accordance with auditing standards generally accepted in the United States of America, which consisted of inquiries of management about the methods of preparing the information and comparing the information for consistency with management's responses to our inquiries, the basic financial statements, and other knowledge we obtained during our audit of the basic financial statements. We do not express an opinion or provide any assurance on the information because the limited procedures do not provide us with sufficient evidence to express an opinion or provide any assurance.

Other Information

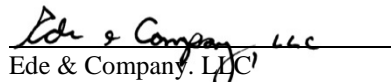
Our audit was conducted for the purpose of forming opinions on the financial statements that collectively comprise the Southwest Texas Junior College's basic financial statements. The exhibits identified in the Table of Contents as required statistical supplements are presented for purposes of additional analysis and are not a required part of the basic financial statements. The schedule of expenditures of federal and state awards is presented for purposes of additional analysis as required by U.S. Office of Management and Budget Circular A-133, *Audits of States, Local Governments, and Non-Profit Organizations*, and the Texas Single Audit Circular, and are also not a required part of the basic financial statements.

The schedule of expenditures of federal and state awards are the responsibility of management and were derived from and relate directly to the underlying accounting and other records used to prepare the basic financial statements. Such information has been subjected to the auditing procedures applied in the audit of the basic financial statements and certain additional procedures, including comparing and reconciling such information directly to the underlying accounting and other records used to prepare the basic financial statements or to the basic financial statements themselves, and other additional procedures in accordance with auditing standards generally accepted in the United States of America. In our opinion, the schedule of expenditures of federal and state awards are fairly stated in all material respects in relation to the basic financial statements as a whole.

The exhibits identified in the Table of Contents as required statistical supplements have not been subjected to the auditing procedures applied in the audit of the basic financial statements and, accordingly, we do not express an opinion or provide any assurance on them.

Other Reporting Required by Government Auditing Standards

In accordance with *Government Auditing Standards*, we have also issued our report dated November 6, 2014, on our consideration of the Southwest Texas Junior College's internal control over financial reporting and on our tests of its compliance with certain provisions of laws, regulations, contracts, and grant agreements and other matters. The purpose of that report is to describe the scope of our testing of internal control over financial reporting and compliance and the results of that testing, and not to provide an opinion on internal control over financial reporting or on compliance. That report is an integral part of an audit performed in accordance with Government Auditing Standards in considering Southwest Texas Junior College's internal control over financial reporting and compliance.


Ede & Company, LLC
Certified Public Accountants
Knippa, Texas

November 6, 2014

MANAGEMENT'S DISCUSSION AND ANALYSIS

August 31, 2014

The following Management Discussion and Analysis was prepared by Southwest Texas Junior College's management and provides an overview of the College's financial activities.

Basic Financial Statements

In June 1999, GASB released Statement No. 34, *Basic Financial Statements and Management's Discussion and Analysis for State and Local Governments* which was followed by GASB Statement No. 35, *Basic Financial Statements – Management Discussion and Analysis for Public Colleges and Universities*, which provided guidance to public colleges. Southwest Texas Junior College implemented these new reporting requirements in fiscal year 2002 in accordance with the implementation dates set forth in GASB 35.

The reporting format requires three basic financial statements that provide information for the College and its component unit, SWTJC Foundation, Inc.

Statement of Net Position – presents information on the College's assets, liabilities and the difference between them as net position. Net position is further identified as restricted and unrestricted.

Statement of Revenues, Expenses, and Changes in Net Position – presents information on the College's activities for the year then ended. Revenue and expenses are recorded as they incur, regardless of the timing of the related cash flow.

Statement of Cash Flows – is reported on the direct method. It reports cash flow from operations as major classes of receipts and expenses.

Comparative Financial Information

A comparative analysis of financial information is included in the Management Discussion and Analysis.

Financial Analysis

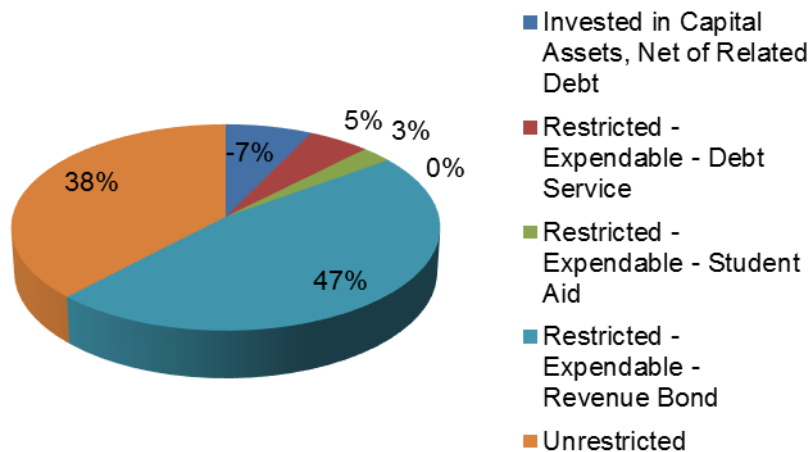
Total assets exceed total liabilities by \$17,692,255 (33%), of which \$7,848,366 (15%) is unrestricted. Of the College's total assets, \$26,304,865 (49%) is represented by capital assets including land, buildings and improvements, furniture, equipment, and library books, net of accumulated depreciation.

Capital Assets, Net of Related Debt is (\$1,498,379) due to the issuance of a \$10,000,000 bond late in the year before construction commenced on a substantial project. Timing of this bond issuance was planned to take advantage of historically low interest rates and allow the College to expand and generate future revenue. Administration anticipated this temporary inversion of Capital Assets, Net of Related Debt, which will correct itself when construction begins and capital assets are available to offset the debt.

MANAGEMENT'S DISCUSSION AND ANALYSIS August 31, 2014

| Assets | 2014 | 2013 | 2012 |
|---|----------------------|----------------------|----------------------|
| Current Assets | \$ 11,650,601 | \$ 11,824,548 | \$ 13,007,255 |
| Restricted Cash and Cash Equivalents | 1,549,015 | 2,113,848 | 1,469,476 |
| Endowment Investments | 2,892,460 | 2,826,392 | 3,040,029 |
| Capital Assets | 26,304,865 | 22,095,353 | 17,177,284 |
| Other Noncurrent Investments | 11,101,905 | 4,148,300 | 2,410,300 |
| Total Assets | 53,498,846 | 43,008,441 | 37,104,344 |
| | | | |
| Liabilities | | | |
| Current Liabilities | 9,620,024 | 8,511,865 | 9,147,108 |
| Noncurrent Liabilities | 26,186,567 | 17,243,276 | 10,547,434 |
| Total Liabilities | 35,806,591 | 25,755,141 | 19,694,542 |
| | | | |
| Net Assets | | | |
| Invested in Capital Assets, Net of Related Debt | (1,498,379) | 3,717,874 | 6,055,003 |
| Restricted - Expendable - Debt Service | 1,063,053 | 1,063,053 | 839,257 |
| Restricted - Expendable - Student Aid | 537,665 | 503,404 | 689,734 |
| Restricted - Expendable - Maintenance Note | - | - | 2,499,214 |
| Restricted - Expendable - Revenue Bond | 9,741,550 | 4,543,842 | - |
| Unrestricted | 7,848,366 | 7,425,127 | 7,326,594 |
| Total Net Position | \$ 17,692,255 | \$ 17,253,300 | \$ 17,409,802 |

Net Position



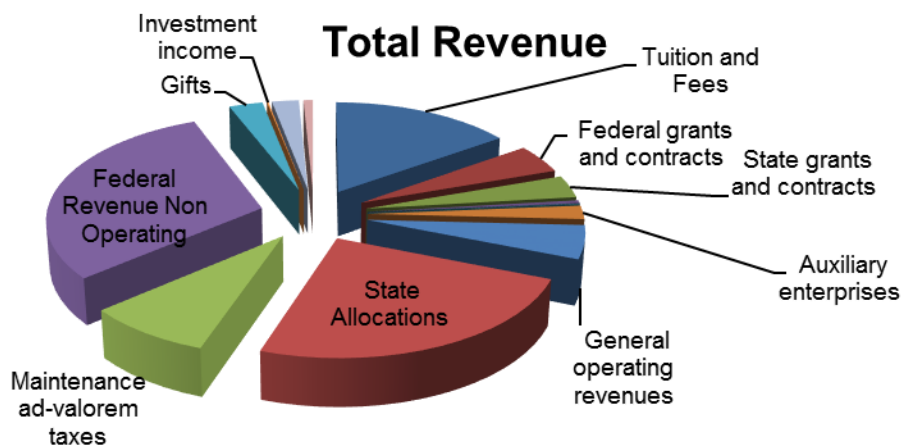
MANAGEMENT'S DISCUSSION AND ANALYSIS August 31, 2014

For the year ended August 31, 2014, operations of Southwest Texas Junior College were primarily supported by appropriations from the state's general fund and tuition and fee revenue. Effective as of the 2006 fiscal year, state appropriations are reported as non-operating revenue. Total revenue is supplemented by federal and state grants and contracts, private gifts, and sales and service revenue for auxiliary and educational departments. The College is also supported by ad-valorem taxes of \$3,121,746 in the current year as compared to \$2,689,311 for the year ended August 31, 2013, and \$2,572,349 for the year ended August 31, 2012, listed as non-operating revenue.

State appropriations including restricted insurance and retirement payments totaled \$8,906,925 (26%), \$8,075,275 (24%), and \$8,613,312 (24%); tuition and fees totaled \$5,567,283 (16%), \$5,130,032 (15%), and \$5,493,939 (15%); and federal grants and contracts totaled \$12,729,653 (37%), \$15,021,311 (44%), and \$14,824,867 (42%), all for years ended August 31, 2014, 2013, and 2012, respectively.

Instruction continues to be the largest component of operating expenses at \$12,385,581 (36%) in the current year as compared to the year ended August 31, 2013, of \$12,166,721 (35%) and the year ended August 31, 2012, of \$11,910,414 (34%). Scholarships of \$4,220,402 (12%) in the current year compared to the year ended August 31, 2013, amount of \$4,802,594 (14%) and the year ended August 31, 2012, amount of \$5,275,942 (15%), passed through to students after being applied to tuition and fees. Included in operating expenses is depreciation of \$865,463 in the current year, \$ 818,353 for the year ended August 31, 2013, and \$823,623 for the year ended August 31, 2012, which represent non-cash expenses.

For the year ended August 31, 2014, the result of operations was an operating loss of \$22,640,978, compared to the year ended August 31, 2013, amount of \$22,912,495 and the year ended August 31, 2012, amount of \$22,763,672. The current year operating loss combined with the current year net non-operating revenue of \$23,079,933 results in an increase in net position of \$438,955.

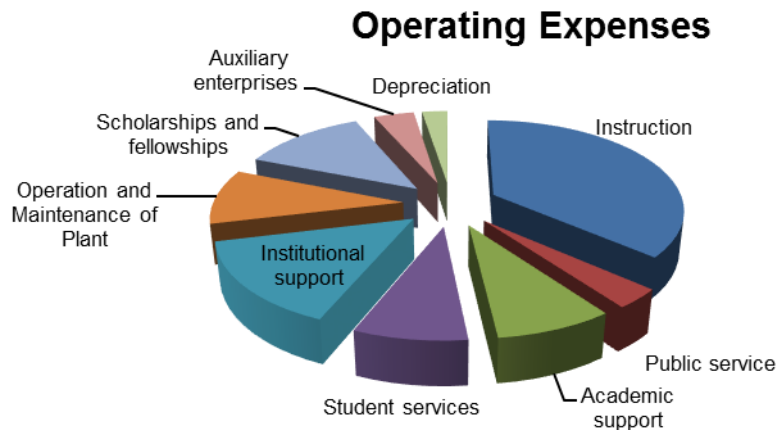


MANAGEMENT'S DISCUSSION AND ANALYSIS

August 31, 2014

Southwest Texas Junior College's Change in Net Assets

| Operating Revenues | FY 2014 | FY 2013 | FY 2012 |
|--|----------------------|---------------------|----------------------|
| Tuition and Fees (net of discounts of \$8,665,310; \$9,717,869; \$8,465,239) | 5,567,283 | \$ 5,130,032 | \$ 5,493,939 |
| Federal grants and contract | 1,649,023 | 2,283,343 | 2,581,256 |
| State grants and contracts | 1,279,914 | 991,238 | 1,385,040 |
| Non-governmental grants and contracts | 168,270 | 189,125 | 112,713 |
| Sales and services of educational activities | 23,203 | 26,819 | 22,630 |
| Auxiliary enterprises (net of discounts of \$294,270; \$349,967; \$464,009) | 770,428 | 887,173 | 972,184 |
| General operating revenues | 1,899,408 | 1,955,008 | 1,959,051 |
| Total Operating Revenues (Schedule A) | 11,357,529 | 11,462,738 | 12,526,813 |
| Operating Expenses | | | |
| Instruction | 12,385,581 | 12,166,721 | 11,910,414 |
| Public Service | 1,175,159 | 1,151,997 | 1,511,783 |
| Academic support | 2,835,344 | 2,835,240 | 3,008,190 |
| Student services | 2,729,763 | 2,978,274 | 2,929,304 |
| Institutional support | 5,085,854 | 4,816,132 | 4,456,411 |
| Operation and maintenance of plant | 3,329,945 | 3,401,842 | 3,699,346 |
| Scholarships and fellow ships | 4,220,402 | 4,802,594 | 5,275,942 |
| Auxiliary enterprises | 1,370,996 | 1,404,080 | 1,675,472 |
| Depreciation | 865,463 | 818,353 | 823,623 |
| Total Operating Expenses (Schedule B) | 33,998,507 | 34,375,233 | 35,290,485 |
| Operating Loss | (22,640,978) | (22,912,495) | (22,763,672) |
| Non-Operating Revenues (Expenses) | | | |
| State Allocations | 8,906,925 | 8,075,275 | 8,613,312 |
| Maintenance ad-valorem taxes | 3,121,746 | 2,689,311 | 2,572,349 |
| Federal Revenue, Non Operating | 11,080,630 | 12,737,968 | 12,243,611 |
| Gifts | 1,038,287 | 61,647 | 39,390 |
| Investment income | 44,993 | 68,390 | 73,443 |
| Interest on Capital related debt | (826,442) | (676,830) | (383,417) |
| Other non-operating revenues | (286,206) | (199,768) | (152,692) |
| Net Non-Operating Revenues (Schedule C) | 23,079,933 | 22,755,993 | 23,005,996 |
| Increase (Decrease) in Net Assets | 438,955 | (156,502) | 242,324 |
| Net Assets | | | |
| Net Assets - Beginning of Year | 17,253,300 | 17,409,802 | 17,167,478 |
| Net Assets - End of Year | <u>\$ 17,692,255</u> | <u>\$17,253,300</u> | <u>\$ 17,409,802</u> |

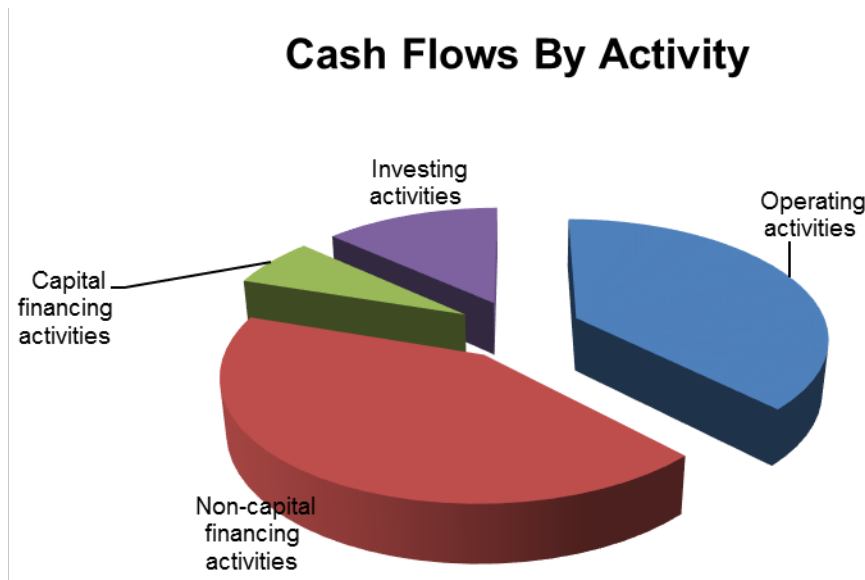


MANAGEMENT'S DISCUSSION AND ANALYSIS August 31, 2014

Cash and cash equivalents decreased during the current fiscal year by \$1,005,718. Cash was used by operating activities in the amount of \$19,771,598. Cash was provided from non-capital financing activities in the amount of \$22,256,114. Cash was also provided by capital and related financing activities in the amount of \$3,484,446. Cash was used in investing activities in the amount of \$6,974,680.

Southwest Texas Junior College's Statement of Cash Flows

| | 2014 | 2013 | 2012 |
|---|---------------------|----------------------|----------------------|
| Net cash used by operating activities | \$ (19,771,598) | \$ (20,722,917) | \$ (20,888,749) |
| Net cash provided by non-capital financing activities | 22,256,114 | 21,741,494 | 21,940,748 |
| Net cash provided by capital and related financing activities | 3,484,446 | 597,590 | 1,234,319 |
| Net cash used by investing activities | <u>(6,974,680)</u> | <u>(1,455,973)</u> | <u>(831,629)</u> |
| | | | |
| Increase (decrease) in cash and cash equivalents | (1,005,718) | 160,194 | 1,454,689 |
| | | | |
| Cash and Cash equivalents at beginning of year | <u>10,726,750</u> | <u>10,566,556</u> | <u>9,111,867</u> |
| | | | |
| Cash and cash equivalents at end of year | <u>\$ 9,721,032</u> | <u>\$ 10,726,750</u> | <u>\$ 10,566,556</u> |

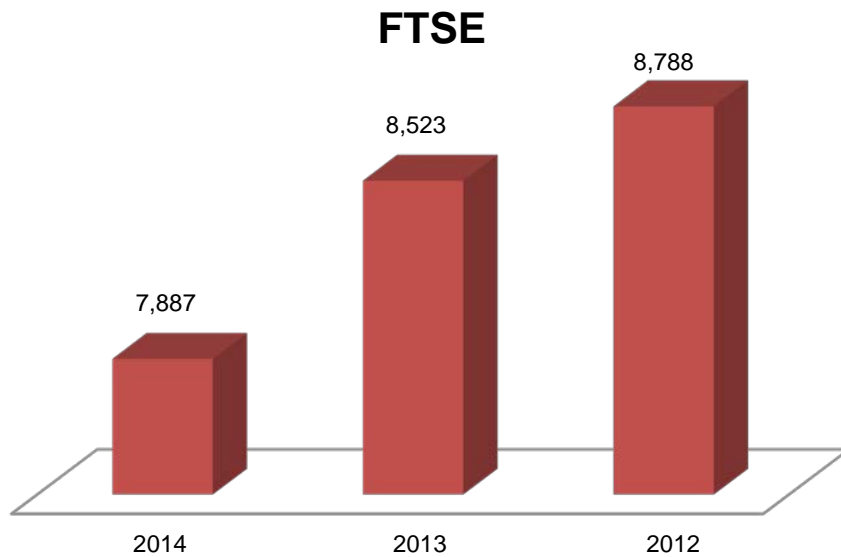
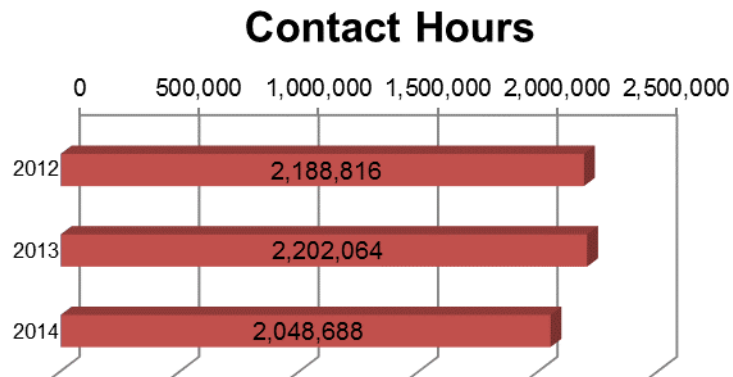


MANAGEMENT'S DISCUSSION AND ANALYSIS

August 31, 2014

Enrollment and contact hours in academic and technical programs decreased in the 2014 fiscal year.

| | <u>FTSE</u> | <u>Contact Hours</u> |
|------|-------------|----------------------|
| 2012 | 8,788 | 2,188,816 |
| 2013 | 8,523 | 2,202,064 |
| 2014 | 7,887 | 2,048,688 |



MANAGEMENT'S DISCUSSION AND ANALYSIS

August 31, 2014

Capital Assets

In 2001, the Southwest Texas Junior College Board changed equipment capitalization from \$250 to \$5,000.

As a result of implementing GASB 34-35, in the fiscal year ended August 31, 2014, SWTJC recorded a depreciation expense of \$865,463, \$818,353 in the fiscal year ended August 31, 2013, and \$823,623 in the fiscal year ended August 31, 2012. The method of accounting for expenditures for plant and retirement of indebtedness remains unchanged.

Long-term Debt

In 2006, Southwest Texas Junior College incurred \$9,000,000 in long-term debt through two revenue bond issues. The first, \$3.5 million, is a private placement issue with proceeds used for the construction of a new student services building and the subsequent renovations of existing spaces. Refer to note 8 in the notes to the financial statements for further details. Construction of the new building was completed in May of 2008.

The second, \$5.5 million, is a private placement issue with proceeds used for the construction of a new educational facility for Sul Ross State University Rio Grande College. Refer to note 8 in the notes to the financial statements for more information. The building was completed in December 2007.

In 2012, Southwest Texas Junior College incurred \$2,500,000 in long term debt through a maintenance tax note issue. It is a private placement with proceeds used for updating energy systems. The energy savings acquired will provide the payment for the note. Refer to note 9 in the notes to the financial statements for more information. Energy systems work were completed in the fall semester 2013.

In 2013, Southwest Texas Junior College incurred \$7,500,000 in long term debt through a revenue bond issue. It is a private placement with proceeds used for an administration building and a classroom building on the Del Rio campus. Refer to note 8 in the notes to the financial statements for more information. At year ended 2014, the building was under construction and was completed in November 2014.

As noted earlier, in 2014, Southwest Texas Junior College incurred \$10,000,000 in long term debt through a revenue bond issue. It is a public placement with proceeds used for a library and classroom building on the Eagle Pass campus, a library building on the Crystal City campus, and renovations on the Uvalde campus. Refer to note 8 in the notes to the financial statements for more information. At year ended 2014, the buildings were being designed. Administration believes ground will be broken for the Eagle Pass building in January of 2015; with the rest to follow.

Subsequent to year ended 2014, the college incurred \$3,000,000 in long term debt through a revenue bond issue. It is a private placement with proceeds used for the purchase and renovation of a technical facility in Eagle Pass. Refer to subsequent events in the notes to the financial statements for more information. SWTJC will receive the funds for this issue in November of 2014.

MANAGEMENT'S DISCUSSION AND ANALYSIS

August 31, 2014

Net Position

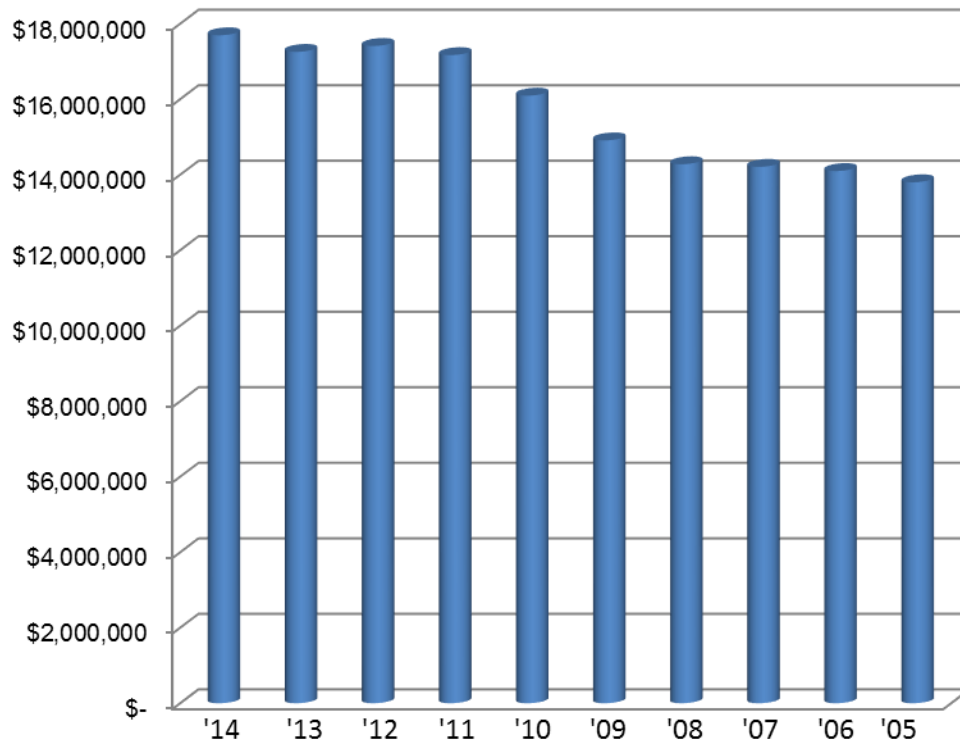
In 2002, in accordance with GASB 34-35, Southwest Texas Junior College began reporting Net Position by Source and Availability. Until 2007, the College reported Endowment Funds as Other Restricted Funds. Starting with the year 2007, these Endowment Funds were correctly reported in the Unrestricted category as Quasi Unrestricted (restrictions self-imposed by the Board of Trustees). For the year 2014, Endowment Funds amounted to \$3,279,444; 42% of Unrestricted Funds.

| Year | Net Capital Assets | Change in Net Position | | | | | Unrestricted | Total | Net Change |
|------|--------------------|------------------------|--------------|-------------|-----------|--------------|--------------|------------|------------|
| | | Restricted for: | | | | | | | |
| | | Unused Bond | Debt Service | Student Aid | Other | Expendable | | | |
| 2014 | \$ (1,498,379) | \$ 9,741,550 | \$ 1,063,053 | \$ 537,665 | \$ - | \$ 7,848,366 | \$17,692,255 | \$ 438,955 | |
| 2013 | 3,717,874 | 4,543,842 | 1,063,054 | 503,403 | - | 7,425,127 | 17,253,300 | (156,502) | |
| 2012 | 6,055,003 | 2,499,214 | 839,257 | 689,734 | - | 7,326,594 | 17,409,802 | 242,324 | |
| 2011 | 9,030,617 | - | 860,746 | 839,182 | - | 6,436,933 | 17,167,478 | 1,074,292 | |
| 2010 | 8,151,843 | - | 989,435 | 618,550 | - | 6,333,358 | 16,093,186 | 1,185,014 | |
| 2009 | 8,293,391 | - | 562,034 | 198,659 | - | 5,854,088 | 14,908,172 | 630,882 | |
| 2008 | 8,188,931 | - | 376,038 | 209,826 | - | 5,502,495 | 14,277,290 | 69,531 | |
| 2007 | 4,128,283 | 4,155,920 | 66,792 | 413,393 | - | 5,443,371 | 14,207,759 | 111,313 | |
| 2006 | 389,530 | 8,402,603 | 121,273 | 229,722 | 3,285,606 | 1,667,712 | 14,096,446 | 297,749 | |
| 2005 | 8,765,422 | - | - | - | 3,350,469 | 1,682,806 | 13,798,697 | (463,509) | |

MANAGEMENT'S DISCUSSION AND ANALYSIS

August 31, 2014

Net Position



Other Conditions and Factors

Mission Statement and Strategic Goals (2014-2019): During 2014, SWTJC reviewed, evaluated, and revised its mission and strategic goals.

Mission: Southwest Texas Junior College is a comprehensive, public college serving eleven counties in Southwest Texas. The College provides accessible, affordable, high-quality education that prepares students to successfully transfer to senior colleges and universities; enter the job market; pursue their professional and personal goals; and contribute to the economic growth of the region.

Strategic Goals:

- Identify and serve the learning needs of the community (LEARNING).
- Cultivate excellence in teaching, instructional delivery, student services, and administrative support (QUALITY).
- Provide reliable and sustainable resources and funding for the college (EFFICIENCY)

MANAGEMENT'S DISCUSSION AND ANALYSIS

August 31, 2014

Aspen Institute: In 2011, Southwest Texas Junior College was recognized by the Aspen Institute in Washington D.C. as one of the top 10 community colleges in the nation. SWTJC is aggressively working to implement many of the suggestions of the Aspen committee in order to continue to excel as one of the nation's most outstanding community colleges.

Lumina Foundation's Latino Student Success Grant Initiative: SWTJC has been awarded a \$600,000, three year grant to increase Latino student success in graduation and transfer by 15% by 2015. The initiative is focused on utilizing a diverse community partnership which includes: Hispanic Association of Colleges and Universities (HACU), Texas Association of Community Colleges (TACC), Middle Rio Grande Workforce Solutions and Development Board, Intercultural Development Research Association (IDRA), Uvalde Independent School District (UCISD), Sul Ross State University – Rio Grande College (SRU-RGC), University of Texas – Austin Jackson School of Geosciences, AVID, HEB, Inc., and Texas State Representative Tracy O. King.

Partnerships: In 2013, the college announced a “two year plus two year for \$10,000” bachelor degree program in concert with SRU-RGC. SWTJC will provide instruction for the first two years of the student's college degree plan with a seamless transition to the final two years at SRU-RGC. The total tuition and fee cost will be \$10,000. Both colleges are co-located in the three main population centers of the service area. The two colleges are striving to strengthen and expand this model to provide the students in our region a low cost, quality model for bachelor degrees.

In 2014, the college became a sub-recipient with Angelo State University to develop a Pre-Engineering degree. The new building in Eagle Pass will house a state of the art physics lab to promote the growth of this five year grant. Also in 2014, the college became a sub-recipient with Texas State University for a USDA grant.

The college entered into a memorandum of understanding with the Medina Valley Independent Consolidated School District in 2014, which allowed the ISD to build a facility on its property for rental use by SWTJC and Sul Ross – Rio Grande College. The ISD will use the facility in the mornings for dual credit instruction. Administration believes that this facility will strengthen the eastern most portion of the College's service district.

Facilities: In 2014, SWTJC completed new facilities in Del Rio. During 2014, the College finalized plans for a new classroom and library building on the Eagle Pass campus, renovations to the Uvalde campus, a new technical facility in Eagle Pass, and a library for the Crystal City campus. Construction on these new facilities will commence in January 2015.

MANAGEMENT'S DISCUSSION AND ANALYSIS

August 31, 2014

State Economy: The 83rd Regular Session of the Texas State Legislature modified the formula for funding Texas community colleges. Each college received \$500,000 per year as core funding. The remaining amount will be based 90% on contact hours and 10% on success points. A success point is awarded when a student passes a milestone in his/her educational endeavors. These milestones are completing Developmental Math and English, achieving 15 and 30 credit hours, finishing all core requirements, transferring, and graduation.

The Legislature agreed to drop the required re-allocation of formula funding on a yearly basis and passed a law requiring a 50/50 cost of employee benefits split between the State and the colleges. SWTJC anticipates that this will increase budget stabilization.

During 2014, in preparation for the 84th Regular Session of the Texas State Legislature, the 50 Community Colleges recommended core funding and funding based on the 90/10% structure as in the previous biennium (90% based on contact hours and 10% based on student success points). The Colleges requested an amount not lower than \$186 per student success point (the level funded for 2013-14).

Enrollment: The College had a 7% drop in enrollment for fall 2013, although enrollment in the spring and summer sessions rebounded slightly. Fall 2014 gained back 2.5% of the decrease. Currently the Uvalde campus has enrolled 21% of the students, Del Rio 16%, and Eagle Pass 26%. Administration believes that shortage of space has artificially capped the enrollment in Eagle Pass. Addition of the new facilities will allow strong growth in Eagle Pass.

Reorganization: Dr. Hector Gonzales assumed duties as the president of the College on August 1, 2013, and reorganized the personnel chart. The College now has four vice-presidents (Student Services, Finance, Administrative Services, and Academic Affairs), two associate vice presidents (Del Rio, and Eagle Pass), and three deans (College of Liberal Arts, College of Applied Sciences and Workforce). These administrators make up the cabinet and meet with the president weekly to encourage communication and discuss advancement of the college and its mission.

This page intentionally left blank.

SOUTHWEST TEXAS JUNIOR COLLEGE

Statement of Net Position
August 31, 2014 and August 31, 2013

| ASSETS | FY2014 | FY2013 |
|---|----------------------|----------------------|
| Current Assets: | | |
| Cash and cash equivalents | \$ 8,172,017 | \$ 8,612,902 |
| Accounts receivable (net of \$1,134,954; \$1,011,343) | 2,928,750 | 2,774,682 |
| Taxes receivable (net of \$49,456; \$48,298) | 344,774 | 334,687 |
| Inventories | 69,693 | 77,277 |
| Prepaid expenses | 135,367 | 25,000 |
| Total Current Assets | <u>11,650,601</u> | <u>11,824,548</u> |
| Noncurrent Assets: | | |
| Restricted cash and cash equivalents | 1,549,015 | 2,113,848 |
| Endowment investments | 2,892,460 | 2,826,392 |
| Other long-term investments | 11,101,905 | 4,148,300 |
| Capital assets (net of \$14,780,405; \$13,914,942) | 26,304,865 | 22,095,353 |
| Total Noncurrent Assets | <u>41,848,245</u> | <u>31,183,893</u> |
| Total Assets | <u>53,498,846</u> | <u>43,008,441</u> |
| LIABILITIES | | |
| Current Liabilities: | | |
| Accounts payable | 950,085 | 1,088,237 |
| Accrued liabilities | 532,216 | 342,789 |
| Deposits | 227,999 | 227,471 |
| Unearned revenues | 6,274,874 | 5,661,090 |
| Notes payable - current portion | 745,987 | 832,278 |
| Bonds payable - current portion | 888,863 | 360,000 |
| Total Current Liabilities | <u>9,620,024</u> | <u>8,511,865</u> |
| Noncurrent Liabilities: | | |
| Lease payable | 18,173 | 58,276 |
| Notes payable | 2,095,000 | 2,300,000 |
| Bonds payable | 24,073,394 | 14,885,000 |
| Total Noncurrent Liabilities | <u>26,186,567</u> | <u>17,243,276</u> |
| Total Liabilities | <u>35,806,591</u> | <u>25,755,141</u> |
| NET POSITION | | |
| Invested in capital assets, net of related debt | (1,498,379) | 3,717,874 |
| Restricted for: | | |
| Expendable | | |
| Debt service | 1,063,053 | 1,063,054 |
| Revenue bond | 9,741,550 | 4,543,842 |
| Student aid | 537,665 | 503,403 |
| Unrestricted | 7,848,366 | 7,425,127 |
| Total Net Position (Schedule D) | <u>\$ 17,692,255</u> | <u>\$ 17,253,300</u> |

The accompanying notes are an integral part of the financial statements.

SOUTHWEST TEXAS JUNIOR COLLEGE FOUNDATION, INC.

**Comparative Statement of Financial Position
August 31, 2014**

| | August 31, 2014 | August 31, 2013 |
|---|-------------------------|-------------------------|
| ASSETS | | |
| <u>Current Assets</u> | | |
| Cash and cash equivalents | \$ 157,261.60 | \$ 348,959.09 |
| Short-term Investments | 617,887.88 | 886,317.89 |
| Total current assets | 775,149.48 | 1,235,276.98 |
| <u>Noncurrent Assets</u> | | |
| Long-term Investments | 200,000.00 | - |
| Total noncurrent assets | 200,000.00 | - |
| <u>Property and equipment, at cost</u> | | |
| Land | 2,498,646.23 | 2,498,646.23 |
| Buildings | 10,416,334.71 | 10,416,334.72 |
| Improvements | 822,140.09 | 822,140.09 |
| Furniture and fixtures | 19,387.00 | 19,387.00 |
| | 13,756,508.03 | 13,756,508.04 |
| Less accumulated depreciation | 3,879,875.94 | 3,582,024.44 |
| Net property and equipment | 9,876,632.09 | 10,174,483.60 |
| TOTAL ASSETS | \$ 10,851,781.57 | \$ 11,409,760.58 |
| LIABILITIES AND NET ASSETS | | |
| <u>Current liabilities</u> | | |
| A/P - SWTJC | \$ - | \$ 21,677.63 |
| Contingent Liability | 120,470.00 | 120,470.00 |
| Deposit | 25,000.00 | 25,000.00 |
| Current portion of long-term debt | 121,519.28 | 361,802.03 |
| Total current liabilities | 266,989.28 | 528,949.66 |
| <u>Long-term liabilities</u> | | |
| Long-term debt, less current maturities | | |
| Notes payable | 1,358,877.82 | 2,018,420.77 |
| Total liabilities | 1,625,867.10 | 2,547,370.43 |
| Net assets - Permanently restricted | 9,225,914.47 | 8,862,390.15 |
| TOTAL LIABILITIES AND NET ASSETS | \$ 10,851,781.57 | \$ 11,409,760.58 |

Southwest Texas Junior College
Statement of Revenues, Expenses, and Changes in Net Position
Years Ended August 31, 2014 and August 31, 2013

| Operating Revenues | <u>FY 2014</u> | <u>FY 2013</u> |
|--|-----------------------------|-----------------------------|
| Tuition and fees (net of discounts of \$8,665,310; \$9,717,869) | \$ 5,567,283 | \$ 5,130,032 |
| Federal grants and contracts | 1,649,023 | 2,283,343 |
| State grants and contracts | 1,279,914 | 991,238 |
| Non-governmental grants and contracts | 168,270 | 189,125 |
| Sales and services of educational activities | 23,203 | 26,819 |
| Auxiliary enterprises (net of discounts of \$294,270; \$349,967) | 770,428 | 887,173 |
| General operating revenues | <u>1,899,408</u> | <u>1,955,008</u> |
| Total Operating Revenues (Schedule A) | <u><u>11,357,529</u></u> | <u><u>11,462,738</u></u> |
| | | |
| Operating Expenses | | |
| Instruction | 12,385,581 | 12,166,721 |
| Public service | 1,175,159 | 1,151,997 |
| Academic support | 2,835,344 | 2,835,240 |
| Student services | 2,729,763 | 2,978,274 |
| Institutional support | 5,085,854 | 4,816,132 |
| Operation and maintenance of plant | 3,329,945 | 3,401,842 |
| Scholarships and fellowships | 4,220,402 | 4,802,594 |
| Auxiliary enterprises | 1,370,996 | 1,404,080 |
| Depreciation | <u>865,463</u> | <u>818,353</u> |
| Total Operating Expenses (Schedule B) | <u><u>33,998,507</u></u> | <u><u>34,375,233</u></u> |
| | | |
| Operating Loss | <u><u>(22,640,978)</u></u> | <u><u>(22,912,495)</u></u> |
| | | |
| Non-Operating Revenues (Expenses) | | |
| State Allocations | 8,906,925 | 8,075,275 |
| Maintenance ad-valorem taxes | 3,121,746 | 2,689,311 |
| Federal Revenue, Non Operating | 11,080,630 | 12,737,968 |
| Gifts | 1,038,287 | 61,647 |
| Investment income | 44,993 | 68,390 |
| Interest on capital related debt | (826,442) | (676,830) |
| Other non-operating revenues (expenses) | <u>(286,206)</u> | <u>(199,768)</u> |
| Net Non-Operating Revenues (Schedule C) | <u><u>23,079,933</u></u> | <u><u>22,755,993</u></u> |
| | | |
| Increase (Decrease) in Net Position | 438,955 | (156,502) |
| | | |
| Net Position | | |
| Net Position - Beginning of Year | <u>17,253,300</u> | <u>17,409,802</u> |
| Net Position - End of Year | <u><u>\$ 17,692,255</u></u> | <u><u>\$ 17,253,300</u></u> |

The accompanying notes are an integral part of the financial statements.

SOUTHWEST TEXAS JUNIOR COLLEGE FOUNDATION, INC.

**Comparative Statement of Activities
Years Ended August 31, 2014 and August 31, 2013**

| | August 31, 2014 Permanently Restricted | August 31, 2013 Permanently Restricted |
|---------------------------------------|---|---|
| <u>Support and Revenues:</u> | | |
| Support: | | |
| Contributions | \$ 315,000.00 | \$ 861,161.62 |
| Revenue: | | |
| Rental income | 764,838.00 | 947,102.00 |
| Interest income | 36,772.89 | 31,072.93 |
| Realized Gain/(Loss) on Investments | (2,820.37) | 164.35 |
| Unrealized Gain/(Loss) on Investments | 44,736.20 | (58,634.16) |
| Total revenue | 843,526.72 | 919,705.12 |
| Total support and revenue | 1,158,526.72 | 1,780,866.74 |
| <u>Expenses:</u> | | |
| Depreciation | 297,851.51 | 297,851.51 |
| Interest | 76,569.68 | 111,624.24 |
| Professional Fees | 9,437.83 | - |
| Donation | 400,000.00 | - |
| Scholarship | 10,000.00 | 10,000.00 |
| Miscellaneous | 1,143.38 | 6,545.99 |
| Total expenses | 795,002.40 | 426,021.74 |
| Change in net assets | 363,524.32 | 1,354,845.00 |
| Net assets, beginning of year | 8,862,390.15 | 7,507,545.15 |
| Net assets, end of year | \$ 9,225,914.47 | \$ 8,862,390.15 |

SOUTHWEST TEXAS JUNIOR COLLEGE
Statement of Cash Flows
Years Ended August 31, 2014 and August 31, 2013

| | <u>FY2014</u> | <u>FY2013</u> |
|--|------------------------|------------------------|
| CASH FLOWS FROM OPERATING ACTIVITIES | | |
| Receipts from student and other customers | \$ 6,821,158 | \$ 5,846,687 |
| Receipts from grants and contracts | 3,097,207 | 3,463,706 |
| Other receipts | 1,899,408 | 1,955,008 |
| Payment to or on behalf of employees | (19,828,421) | (19,847,884) |
| Payment to suppliers for goods or services | (7,540,548) | (7,337,840) |
| Payment of scholarships | (4,220,402) | (4,802,594) |
| Net cash provided (used) by operating activities | <u>(19,771,598)</u> | <u>(20,722,917)</u> |
| CASH FLOWS FROM NONCAPITAL FINANCING ACTIVITIES | | |
| State appropriations | 7,311,744 | 6,422,513 |
| Ad valorem tax revenue | 3,111,659 | 2,719,134 |
| Receipts from non operating federal revenue | 11,080,630 | 12,737,968 |
| Other non-operating revenue | 752,081 | (138,121) |
| Net cash provided (used) by non-capital financing | <u>22,256,114</u> | <u>21,741,494</u> |
| CASH FLOWS FROM CAPITAL AND RELATED FINANCING ACTIVITIES | | |
| Proceeds from bond issue | 10,077,257 | 7,500,000 |
| Proceeds from transportation note | - | 75,000 |
| Purchases of capital assets | (5,074,975) | (5,736,422) |
| Payments on capital debt and leases -- principal | (691,394) | (564,158) |
| Payments on capital debt and leases -- interest | (826,442) | (676,830) |
| Net cash provided (used) by capital and related financing activities | <u>3,484,446</u> | <u>597,590</u> |
| CASH FLOWS FROM INVESTING ACTIVITIES | | |
| Proceeds from maturity of investments | 13,092,000 | 26,465,000 |
| Receipts from interest | 44,993 | 68,390 |
| Purchase of investments | (20,111,673) | (27,989,363) |
| Net cash provided (used) by investing activities | <u>(6,974,680)</u> | <u>(1,455,973)</u> |
| Increase (decrease) in cash and cash equivalents | (1,005,718) | 160,194 |
| Cash and cash equivalents - Beginning of Year | <u>10,726,750</u> | <u>10,566,556</u> |
| Cash and cash equivalents - End of Year | <u>\$ 9,721,032</u> | <u>\$ 10,726,750</u> |
| Reconciliation of operating income (loss) to net cash provided (used) | | |
| by operating activities: | | |
| Operating income (loss) | \$ (22,640,978) | \$ (22,912,495) |
| Adjustment to reconcile operating loss to net cash used | | |
| by operating activities: | | |
| Depreciation expense | 865,463 | 818,353 |
| Bad debt expense | 147,538 | 29,769 |
| Payments made directly by state for benefits | 1,595,181 | 1,652,762 |
| Changes in assets and liabilities | | |
| Receivables, net | (301,606) | 629,006 |
| Inventories | 7,584 | 9,931 |
| Prepaid expenses | (110,367) | - |
| Accounts payable | (138,152) | 143,526 |
| Accrued liabilities | 189,427 | (237,657) |
| Deposits | 528 | (8,741) |
| Unearned revenue | 613,784 | (847,371) |
| Net cash provided (used) by operating activities | <u>\$ (19,771,598)</u> | <u>\$ (20,722,917)</u> |

The accompanying notes are an integral part of the financial statements.

SOUTHWEST TEXAS JUNIOR COLLEGE FOUNDATION, INC.

**Comparative Statement of Cash Flows
Years Ended August 31, 2014 and August 31, 2013**

| | August 31, 2014 | August 31, 2013 |
|---|------------------------|------------------------|
| <u>Cash flows from operating activities:</u> | | |
| Change in net assets | \$ 363,524.32 | \$ 1,354,845.00 |
| Add items not affecting cash: | | |
| Accounts Payable | (21,677.63) | 21,677.63 |
| Contingent Liability | - | 120,470.00 |
| Unrealized Loss on Investment | (44,736.20) | 58,634.16 |
| Depreciation | 297,851.51 | 297,851.51 |
| Net cash provided by operating activities | 594,962.00 | 1,853,478.30 |
| <u>Cash flow from investing activities:</u> | | |
| Purchase of capital assets | - | (2,266,251.00) |
| Purchase of short-term investments | - | (944,952.05) |
| Proceeds from maturity of short-term investments | 113,166.21 | - |
| Net cash used in investing activities | 113,166.21 | (3,211,203.05) |
| <u>Cash flow from financing activities:</u> | | |
| Proceeds from long-term debt issue | - | 1,709,530.00 |
| Principal payments of long-term debt | (899,825.70) | (346,023.84) |
| Net cash provided by financing activities | (899,825.70) | 1,363,506.16 |
| Net increase in cash and cash equivalents | (191,697.49) | 5,781.41 |
| Cash and cash equivalents - beginning of year | 348,959.09 | 343,177.68 |
| Cash and cash equivalents - end of year | \$ 157,261.60 | \$ 348,959.09 |

SOUTHWEST TEXAS JUNIOR COLLEGE
NOTES TO FINANCIAL STATEMENTS
AUGUST 31, 2014

1. Reporting Entity

Southwest Texas Junior College (SWTJC) was established in 1946, in accordance with the laws of the State of Texas, to serve the educational needs of the Tri-county District (Real, Zavala, and Uvalde Counties) and the surrounding communities. The College is governed by a seven member Board of Trustees elected from the three counties of which the district is comprised. Members are elected at large from each of the counties. The College is considered to be a special purpose, primary government according to the definition in Governmental Accounting Standards Board (GASB) Statement 14. While SWTJC receives funding from local, state, and federal sources, and must comply with the spending, reporting, and record keeping requirements of these entities, it is not a component unit of any other governmental entity.

2. Summary of Significant Accounting Policies

Report Guidelines

The significant accounting policies followed by SWTJC in preparing these financial statements are in accordance with the *Texas Higher Education Coordinating Board's Annual Financial Reporting Requirements for Texas Public Community and Junior Colleges*. The College applies all applicable GASB pronouncements. The College is reported as a special-purpose government engaged in business-type activities.

Tuition Discounting

Texas Public Education Grants

Certain tuition amounts are required to be set aside for use as scholarships by qualifying students. This set aside, called the Texas Public Education Grant (TPEG), is shown with tuition and fee revenue amounts as a separate set aside amount (Texas Education Code §56.033). When the award for tuition is used by the student for tuition and fees, the amount is recorded as tuition discount. If the amount is disbursed directly to the student, the amount is recorded as a scholarship expense.

Title IV, Higher Education Act Program Funds

Certain Title IV HEA Program funds are received by the college to pass through to the student. These funds are initially received by the college and recorded as revenue. When the award is used by the student for tuition and fees, the amount is recorded as tuition discount.

SOUTHWEST TEXAS JUNIOR COLLEGE
NOTES TO FINANCIAL STATEMENTS
AUGUST 31, 2014

2. Summary of Significant Accounting Policies (Continued)

If the amount is disbursed directly to the student, the amount is recorded as a scholarship expense.

Other Tuition Discounts

The College awards tuition and fee scholarships from institutional funds to students who qualify. When these amounts are used for tuition and fees, the amount is recorded as a tuition discount. If the amount is disbursed directly to the student, the amount is recorded as a scholarship expense.

Basis of Accounting

The financial statements of the College have been prepared on the accrual basis whereby all revenues are recorded when earned and all expenses are recorded when they have been reduced to a legal or contractual obligation to pay.

Budgetary Data

Each community college in Texas is required by law to prepare an annual operating budget of anticipated revenues and expenditures for the fiscal year beginning September 1. The College's Board of Trustees adopts the budget, which is prepared on the accrual basis of accounting. A copy of the approved budget and subsequent amendments must be filed with the Texas Higher Education Coordinating Board, Legislative Budget Board, Legislative Reference Library, and the Governor's Office of Budget and Planning by December 1.

Cash and cash equivalents

The College's cash and cash equivalents are considered to be cash on hand, demand deposits and short term investments with original maturities of three months or less from the date of acquisition.

Investments

In accordance with GASB Statement No. 31, *Accounting and Financial Reporting for Certain Investments and External Investment Pools*, investments are reported at fair value. Fair values are based on published market rates. Short-term investments have an original maturity greater than three months but less than one year at time of purchase. Long-term investments have an original maturity of greater than one year at the time of purchases.

**SOUTHWEST TEXAS JUNIOR COLLEGE
NOTES TO FINANCIAL STATEMENTS
AUGUST 31, 2014**

2. Summary of Significant Accounting Policies (Continued)

Inventories

Inventories consist of consumable office supplies, physical plant supplies, and food service supplies. Inventories are valued at the "first-in, first-out" method and are charged to expense as consumed.

Capital Assets

Capital assets are recorded at cost at the date of acquisition, or fair value at the date of donation. For equipment, the District's capitalization policy includes all items with a unit cost of \$5,000 or more and an estimated useful life in excess of one year. Renovations of \$100,000 to buildings, infrastructure and land improvements that significantly increase the value or extend the useful life of the structure are capitalized. The costs of normal maintenance and repairs that do not add to the value of the asset or materially extend assets' lives are charged to operating expenses in the year in which the expense is incurred.

Depreciation is computed using the straight-line method over the estimated useful lives of the assets, generally 50 years for buildings, 20 years for land improvements, 15 years for library books, 10 years for furniture, machinery, vehicles and other equipment and 5 years for telecommunications and peripheral equipment.

Unearned Revenues

Tuition and fees of \$5,975,273 and \$6,055,018 have been reported as unearned revenues at August 31, 2014 and August 31, 2013, respectively.

Estimates

The preparation of the financial statements in conformity with generally accepted accounting principles requires management to make estimates and assumptions that affect certain reported amounts and disclosures. Accordingly, actual results could differ from those estimates.

Operating and Non-Operating Revenue and Expense Policy

The College distinguishes operating revenues and expenses from non-operating items. The college reports as a BTA (Business-Type Activity) and as a single, proprietary fund. Operating revenues and expenses generally result from providing services in connection with the College's principal ongoing operations. The principal operating revenues are tuition and related fees. The major non-operating revenues are allocations from the state and property tax collections. Operating expenses include the cost of sales and services, administrative expenses, and depreciation on capital assets.

**SOUTHWEST TEXAS JUNIOR COLLEGE
NOTES TO FINANCIAL STATEMENTS
AUGUST 31, 2014**

3. Authorized Investments

The College is authorized to invest in obligations and instruments as defined in the Public Funds Investment Act (Sec. 2256.001 Texas Government Code). Such investments include (1) obligations of the United States or its agencies, (2) direct obligations of the State of Texas or its agencies, (3) obligations of political subdivisions rated not less than "A" by a national investment rating firm, (4) certificates of deposit, and (5) other instruments and obligations authorized by statute.

4. Deposits and Investments

District Policies and Legal and Contractual Provisions Governing Deposits

Custodial Credit Risk for Deposits State law requires governmental entities to contract with financial institutions in which funds will be deposited to secure those deposits with insurance or pledged securities with a fair value equaling or exceeding the amount on deposit at the end of each business day. The pledged securities must be in the name of the governmental entity and held by the entity or its agent. Since the District complies with this law, it has no custodial credit risk for deposits.

Foreign Currency Risk The District limits the risk that changes in exchange rates will adversely affect the fair value of an investment or a deposit by not participating in foreign currency transactions.

District Policies and Legal and Contractual Provisions Governing Investments

Compliance with the Public Funds Investment Act

The **Public Funds Investment Act** (Government Code Chapter 2256) contains specific provisions in the areas of investment practices, management reports, and establishment of appropriate policies. Among other things, it requires a governmental entity to adopt, implement, and publicize an investment policy. That policy must address the following areas: (1) safety of principal and liquidity; (2) portfolio diversification; (3) allowable investments; (4) acceptable risk levels; (5) expected rates of return; (6) maximum allowable stated maturity of portfolio investments; (7) maximum average dollar-weighted maturity allowed based on the stated maturity date for the portfolio; (8) investment staff quality and capabilities; and, (9) bid solicitation preferences for certificates of deposit.

**SOUTHWEST TEXAS JUNIOR COLLEGE
NOTES TO FINANCIAL STATEMENTS
AUGUST 31, 2014**

4. Deposits and Investments (Continued)

Statutes authorize the entity to invest in (1) obligations of the U.S. Treasury, certain U.S. agencies, and the State of Texas; (2) certificates of deposit; (3) certain municipal securities; (4) money market savings accounts; (5) repurchase agreements; (6) bankers acceptances; (7) mutual funds; (8) investment pools; (9) guaranteed investment contracts; and, (10) common trust funds. The Act also requires the entity to have independent auditors perform test procedures related to investment practices as provided by the Act.

Southwest Texas Junior College is in substantial compliance with the requirements of the Act and with local policies.

Cash and Deposits

Cash and Deposits included on Exhibit 1, Statement of Net Position, consist of the items reported below:

| August 31, 2014 | <u>SWTJC</u> | <u>Foundation</u> |
|------------------------------------|---------------------|-------------------|
| <u>Current Assets</u> | | |
| Demand Deposits | \$ 5,822,017 | \$ 157,262 |
| Time Deposits | 2,310,000 | - |
| Petty Cash on Hand | 40,000 | - |
| Total Current Cash and Deposits | <u>8,172,017</u> | <u>157,262</u> |
| <u>Noncurrent Assets</u> | | |
| Demand Deposits - Restricted | 447,939 | - |
| Demand Deposits - Endowments | 1,101,076 | - |
| Time Deposits | - | 200,000 |
| Total Noncurrent Cash and Deposits | <u>1,549,015</u> | <u>200,000</u> |
| Total Cash and Deposits | <u>\$ 9,721,032</u> | <u>\$ 357,262</u> |

**SOUTHWEST TEXAS JUNIOR COLLEGE
NOTES TO FINANCIAL STATEMENTS
AUGUST 31, 2014**

4. Deposits and Investments (Continued)

| August 31, 2013 | <u>SWTJC</u> | <u>Foundation</u> |
|------------------------------------|--------------------------|-----------------------|
| <u>Current Assets</u> | | |
| Demand Deposits | \$ 5,977,902 | \$ 348,959 |
| Time Deposits | 2,610,000 | 200,000 |
| Petty Cash on Hand | <u>25,000</u> | <u>-</u> |
| Total Current Cash and Deposits | <u>8,612,902</u> | <u>548,959</u> |
| <u>Noncurrent Assets</u> | | |
| Demand Deposits - Restricted | 1,563,644 | - |
| Demand Deposits - Endowments | 550,204 | - |
| Time Deposits | <u>-</u> | <u>-</u> |
| Total Noncurrent Cash and Deposits | <u>2,113,848</u> | <u>-</u> |
| Total Cash and Deposits | <u>\$ 10,726,750</u> | <u>\$ 548,959</u> |

Additional policies and contractual provisions governing deposits and investments for Southwest Texas Junior College are specified below:

Credit Risk To limit the risk that an issuer or other counterparty to an investment will not fulfill its obligations the District limits investments to depository bank certificates of deposits and state sponsored investment pools.

Custodial Credit Risk for Investments To limit the risk that, in the event of the failure of the counterparty to a transaction, a government will not be able to recover the value of investment or collateral securities that are in possession of an outside party the District requires counterparties to register the securities in the name of the District and hand them over to the District or its designated agent. All of the securities are in the District's name and held by the District or its agent.

Concentration of Credit Risk To limit the risk of loss attributed to the magnitude of a government's investment in a single issuer, the District invests in both depository bank certificates of deposits and state sponsored investment pools.

Interest Rate Risk To limit the risk that changes in interest rates will adversely affect the fair value of investments, the District requires the investment portfolio to have the following maturities:

- Current/Operating Funds: an average weighted maturity of 365 days or less
- Endowment Funds: an average weighted maturity of three (3) years or less
- Debt Service Funds: an average weighted maturity of 365 days or less
- Debt Service Reserve Funds: an average weighted maturity of five (5) years or less

**SOUTHWEST TEXAS JUNIOR COLLEGE
NOTES TO FINANCIAL STATEMENTS
AUGUST 31, 2014**

4. Deposits and Investments (Continued)

Foreign Currency Risk for Investments The District limits the risk that changes in exchange rates will adversely affect the fair value of an investment by not investing in foreign currencies.

Reconciliation of Deposits and Investments to Exhibit 1

| <u>Type of Security</u> | <u>August 31, 2014</u> | <u>August 31, 2013</u> |
|---|------------------------|------------------------|
| Real Estate Investment | \$ 13,655 | \$ 13,655 |
| Corporate Stocks | 185,728 | 165,392 |
| Other Investments | 54,982 | 55,645 |
| Total Cash and Deposits | 7,411,032 | 8,116,750 |
| Total Certificates of Deposits | 16,050,000 | 9,350,000 |
| | <u>\$ 23,715,397</u> | <u>\$ 17,701,442</u> |
| | | |
| Cash and Cash Equivalents (Exhibit 1) | \$ 8,172,017 | \$ 8,612,902 |
| Restricted Cash and Cash Equivalents (Exhibit1) | 1,549,015 | 2,113,848 |
| Endowment Investments (Exhibit 1) | 2,892,460 | 2,826,392 |
| Other Long-Term Investments (Exhibit 1) | 11,101,905 | 4,148,300 |
| | <u>\$ 23,715,397</u> | <u>\$ 17,701,442</u> |

**SOUTHWEST TEXAS JUNIOR COLLEGE
NOTES TO FINANCIAL STATEMENTS
AUGUST 31, 2014**

5. Changes in Property and Equipment

Changes in property and equipment for SWTJC for the year ended August 31, 2014 were as follows:

| | <u>Sept. 1, 2013</u> | <u>Increases</u> | <u>Decreases</u> | <u>Aug. 31, 2014</u> |
|--|----------------------|---------------------|------------------|----------------------|
| <u>Not Depreciated</u> | | | | |
| Land | \$ 813,442 | \$ - | \$ - | \$ 813,442 |
| Construction In Progress | <u>3,361,776</u> | <u>4,361,667</u> | <u>-</u> | <u>7,723,443</u> |
| Subtotal | <u>4,175,218</u> | <u>4,361,667</u> | <u>-</u> | <u>8,536,885</u> |
| <u>Other Capital Assets</u> | | | | |
| Buildings | 21,089,595 | 243,076 | - | 21,332,671 |
| Land Improvements | 2,534,605 | 19,622 | - | 2,554,227 |
| Furniture & Fixtures | 2,903,993 | 326,729 | - | 3,230,722 |
| Library Books | 1,172,564 | 12,657 | - | 1,185,221 |
| Telecommunication and Peripheral Equipment | <u>4,134,320</u> | <u>111,224</u> | <u>-</u> | <u>4,245,544</u> |
| Subtotal | <u>31,835,077</u> | <u>713,308</u> | <u>-</u> | <u>32,548,385</u> |
| <u>Accumulated Depreciation</u> | | | | |
| Buildings | 6,246,205 | 370,139 | - | 6,616,344 |
| Land Improvements | 1,763,123 | 43,551 | - | 1,806,674 |
| Furniture & Fixtures | 2,162,355 | 169,898 | - | 2,332,253 |
| Library Books | 274,220 | 27,412 | - | 301,632 |
| Telecommunication and Peripheral Equipment | <u>3,469,039</u> | <u>254,463</u> | <u>-</u> | <u>3,723,502</u> |
| Subtotal | <u>13,914,942</u> | <u>865,463</u> | <u>-</u> | <u>14,780,405</u> |
| Net Other Capital Assets | <u>17,920,135</u> | <u>(152,155)</u> | <u>-</u> | <u>17,767,980</u> |
| Net Capital Assets | <u>\$ 22,095,353</u> | <u>\$ 4,209,512</u> | <u>\$ -</u> | <u>\$ 26,304,865</u> |

Reconciliation of Capital Assets to Statement of Net Position

| | |
|------------------------------------|----------------------|
| SWTJC - Capital Assets (Exhibit 1) | \$ 26,304,865 |
| Total | <u>\$ 26,304,865</u> |

**SOUTHWEST TEXAS JUNIOR COLLEGE
NOTES TO FINANCIAL STATEMENTS
AUGUST 31, 2014**

5. Changes in Property and Equipment (Continued)

Changes in property and equipment for SWTJC for the year ended August 31, 2013 were as follows:

| | <u>Sept. 1, 2012</u> | <u>Increases</u> | <u>Decreases</u> | <u>Aug. 31, 2013</u> |
|---|----------------------|---------------------|------------------|----------------------|
| <u>Not Depreciated</u> | | | | |
| Land | \$ 813,442 | \$ - | \$ - | \$ 813,442 |
| Construction In Progress | - | 3,361,776 | | 3,361,776 |
| Subtotal | <u>813,442</u> | <u>3,361,776</u> | <u>-</u> | <u>4,175,218</u> |
| <u>Other Capital Assets</u> | | | | |
| Buildings | 19,078,443 | 2,011,152 | - | 21,089,595 |
| Land Improvements | 2,534,605 | - | - | 2,534,605 |
| Furniture & Fixtures | 2,804,218 | 175,551 | 75,776 | 2,903,993 |
| Library Books | 1,145,653 | 26,911 | - | 1,172,564 |
| Telecommunication and Peripheral Equipment | 3,973,288 | 161,032 | - | 4,134,320 |
| Subtotal | <u>29,536,207</u> | <u>2,374,646</u> | <u>75,776</u> | <u>31,835,077</u> |
| <u>Accumulated Depreciation</u> | | | | |
| Buildings | 5,906,710 | 339,495 | - | 6,246,205 |
| Land Improvements | 1,718,401 | 44,722 | - | 1,763,123 |
| Furniture & Fixtures | 2,071,028 | 167,103 | 75,776 | 2,162,355 |
| Library Books | 246,282 | 27,938 | - | 274,220 |
| Telecommunication and Peripheral Equipment | 3,229,944 | 239,095 | - | 3,469,039 |
| Subtotal | <u>13,172,365</u> | <u>818,353</u> | <u>75,776</u> | <u>13,914,942</u> |
| Net Other Capital Assets | <u>16,363,842</u> | <u>1,556,293</u> | <u>-</u> | <u>17,920,135</u> |
| Net Capital Assets | <u>\$ 17,177,284</u> | <u>\$ 4,918,069</u> | <u>\$ -</u> | <u>\$ 22,095,353</u> |

Reconciliation of Capital Assets to Statement of Net Position

| | |
|------------------------------------|----------------------|
| SWTJC - Capital Assets (Exhibit 1) | \$ 22,095,353 |
| Total | <u>\$ 22,095,353</u> |

**SOUTHWEST TEXAS JUNIOR COLLEGE
NOTES TO FINANCIAL STATEMENTS
AUGUST 31, 2014**

5. Changes in Property and Equipment (Continued)

Changes in property and equipment for the Foundation for the years ended August 31, 2014 and August 31, 2013 were as follows:

| | <u>Sept. 1, 2013</u> | <u>Additions</u> | <u>Deletions</u> | <u>Aug. 31, 2014</u> |
|---|----------------------|-------------------|------------------|----------------------|
| Land | \$ 2,498,646 | \$ - | \$ - | \$ 2,498,646 |
| Buildings | 10,416,334 | - | - | 10,416,334 |
| Improvements | 822,140 | - | - | 822,140 |
| Furniture & Fixtures | 19,387 | - | - | 19,387 |
| Construction in Progress | <u>-</u> | <u>-</u> | <u>-</u> | <u>-</u> |
| | <u>13,756,507</u> | <u>-</u> | <u>-</u> | <u>13,756,507</u> |
| Accumulated Depreciation | <u>3,582,023</u> | <u>\$ 297,852</u> | <u>\$ -</u> | <u>3,879,875</u> |
| Net Property & Equipment | <u>\$ 10,174,484</u> | | | <u>\$ 9,876,632</u> |
| Reconciliation to Statement of Financial Position | | | | <u>\$ 9,876,632</u> |
| Total | | | | <u>\$ 9,876,632</u> |
| | | | | |
| | <u>Sept. 1, 2012</u> | <u>Additions</u> | <u>Deletions</u> | <u>Aug. 31, 2013</u> |
| Land | \$ 668,646 | \$ 1,830,000 | \$ - | \$ 2,498,646 |
| Buildings | 10,416,334 | - | - | 10,416,334 |
| Improvements | 385,889 | 436,251 | - | 822,140 |
| Furniture & Fixtures | 19,387 | - | - | 19,387 |
| Construction in Progress | <u>-</u> | <u>-</u> | <u>-</u> | <u>-</u> |
| | <u>11,490,256</u> | <u>2,266,251</u> | <u>-</u> | <u>13,756,507</u> |
| Accumulated Depreciation | <u>3,284,172</u> | <u>\$ 297,851</u> | <u>\$ -</u> | <u>3,582,023</u> |
| Net Property & Equipment | <u>\$ 8,206,084</u> | | | <u>\$ 10,174,484</u> |
| Reconciliation to Statement of Financial Position | | | | <u>\$ 10,174,484</u> |
| Total | | | | <u>\$ 10,174,484</u> |

**SOUTHWEST TEXAS JUNIOR COLLEGE
NOTES TO FINANCIAL STATEMENTS
AUGUST 31, 2014**

6. Long-Term Liabilities

Long-term liability activity for the year ended August 31, 2014 was as follows:

| | September 1, 2013 | Additions | Reductions | August 31, 2014 | Current Portion |
|-----------------------------|----------------------|----------------------|-------------------|----------------------|---------------------|
| SWTJC | | | | | |
| Revenue Bonds | \$ 15,245,000 | \$ 10,000,000 | \$ 360,000 | \$ 24,885,000 | \$ 885,000 |
| Premium on Bonds | - | 77,257 | - | 77,257 | 3,863 |
| Maintenance Tax Notes | 2,500,000 | - | 200,000 | 2,300,000 | 205,000 |
| Capital Leases Payable | 58,276 | - | 40,103 | 18,173 | |
| Total Long-Term Liabilities | <u>\$ 17,803,276</u> | <u>\$ 10,077,257</u> | <u>\$ 600,103</u> | <u>\$ 27,280,430</u> | <u>\$ 1,093,863</u> |
| SWTJC Foundation | | | | | |
| Notes Payable | \$ 2,380,223 | \$ - | \$ 899,826 | \$ 1,480,397 | \$ 121,519 |
| Total Long-Term Liabilities | <u>\$ 2,380,223</u> | <u>\$ -</u> | <u>\$ 899,826</u> | <u>\$ 1,480,397</u> | <u>\$ 121,519</u> |

Long-term liability activity for the year ended August 31, 2013 was as follows:

| | September 1, 2012 | Additions | Reductions | August 31, 2013 | Current Portion |
|-----------------------------|----------------------|---------------------|-------------------|----------------------|--------------------|
| SWTJC | | | | | |
| Revenue Bonds | \$ 7,990,000 | \$ 7,500,000 | \$ 245,000 | \$ 15,245,000 | \$ 360,000 |
| Maintenance Tax Notes | 2,500,000 | - | - | 2,500,000 | 200,000 |
| Capital Leases Payable | 302,434 | - | 244,158 | 58,276 | |
| Total Long-Term Liabilities | <u>\$ 10,792,434</u> | <u>\$ 7,500,000</u> | <u>\$ 489,158</u> | <u>\$ 17,803,276</u> | <u>\$ 560,000</u> |
| SWTJC Foundation | | | | | |
| Notes Payable | \$ 1,016,717 | \$ 1,709,530 | \$ 346,024 | \$ 2,380,223 | \$ 361,802 |
| Total Long-Term Liabilities | <u>\$ 1,016,717</u> | <u>\$ 1,709,530</u> | <u>\$ 346,024</u> | <u>\$ 2,380,223</u> | <u>\$ 361,802</u> |

**SOUTHWEST TEXAS JUNIOR COLLEGE
NOTES TO FINANCIAL STATEMENTS
AUGUST 31, 2014**

7. Debt and Lease Obligations

Debt service requirements at August 31, 2014 for SWTJC were as follows:

| For the Year Ended August 31, | Revenue Bonds and Maintenance Tax Note | | |
|----------------------------------|--|----------------------|----------------------|
| | Principal | Interest | Total |
| FY 2015 | \$ 1,090,000 | \$ 1,028,423 | \$ 2,118,423 |
| FY 2016 | 1,140,000 | 981,324 | 2,121,324 |
| FY 2017 | 1,175,000 | 943,453 | 2,118,453 |
| FY 2018-2022 | 6,545,000 | 4,066,140 | 10,611,140 |
| FY 2023-2027 | 7,025,000 | 2,800,530 | 9,825,530 |
| FY 2028-2032 | 7,935,000 | 1,371,255 | 9,306,255 |
| FY 2033-2034 | 2,275,000 | 88,278 | 2,363,278 |
| | <u>\$ 27,185,000</u> | <u>\$ 11,279,403</u> | <u>\$ 38,464,403</u> |

Obligations through notes payable for the Foundation at August 31, 2014 were as follows:

Bank Note, original balance \$1,709,530 secured by first lien on 18.098 acres of land including any improvements and second lien on 15 acres of real estate and buildings, adjustable rate, currently 4.25% interest, 59 principal and interest payments of \$15,176 due monthly and one final principal and interest balloon payment due August 29, 2017.

\$ 1,480,397

Total Notes Payable

1,480,397

Less current portion

121,519

Long-Term portion

\$ 1,358,878

**SOUTHWEST TEXAS JUNIOR COLLEGE
NOTES TO FINANCIAL STATEMENTS
AUGUST 31, 2014**

7. Debt and Lease Obligations (Continued)

The following is a summary of debt service requirements:

| | | |
|--|----|----------------------------|
| 2015 | \$ | 182,112 |
| 2016 | | 182,112 |
| 2017 | | <u>1,282,509</u> |
| Total minimum debt payments | | 1,646,733 |
| Less amounts representing interest | | <u>166,336</u> |
| Present value of minimum note payments | | \$ <u><u>1,480,397</u></u> |

8. Bonds Payable

General information related to bonds payable is summarized below:

- Southwest Texas Junior College District Combined Fee Revenue Bonds, Series 2006
- Proceeds used to construct a new student services building and remodel existing office areas
- Issued March 15, 2006
- Amount of issue, \$3,500,000
- Debt to be serviced through tuition and fees
- Outstanding balance, \$2,865,000

This is a private placement issue with annual installments varying from \$152,250 to \$238,675 at a 4.50% interest rate, with the final installment due April 1, 2032.

- Southwest Texas Junior College District Combined Fee Revenue Bonds, Series 2006A
- Proceeds used to construct a new facility for lessee, Sul Ross State University Rio Grande College
- Issued May 15, 2006
- Amount of issue, \$5,500,000
- Debt to be serviced through pledged lease revenue and tuition and fees
- Outstanding balance, \$4,620,000

This is a private placement issue with annual installments varying from \$205,333 to \$369,160 at a 4.48% interest rate, with the final installment due April 1, 2033.

**SOUTHWEST TEXAS JUNIOR COLLEGE
NOTES TO FINANCIAL STATEMENTS
AUGUST 31, 2014**

8. Bonds Payable (Continued)

- Southwest Texas Junior College District Combined Fee Revenue Bonds, Series 2012
- Proceeds used to construct new classrooms and administrative offices on the Del Rio campus
- Issued October 18, 2012
- Amount of issue, \$7,500,000
- Debt to be serviced through pledged lease revenue and tuition and fees
- Outstanding balance, \$7,400,000

This is a private placement issue with annual installments varying from \$108,327 to \$522,024 at a 3.19% interest rate, with the final installment due April 1, 2033.

- Southwest Texas Junior College District Combined Fee Revenue Bonds, Series 2014
- Proceeds used to construct a library and classrooms on the Eagle Pass campus, a library at the Crystal City facility, and update facilities on the Uvalde campus
- Issued March 20, 2014
- Amount of issue, \$10,000,000
- Debt to be serviced through pledged lease revenue and tuition and fees
- Outstanding balance, \$10,000,000

This is a public placement issue with annual installments varying from \$737,906 to \$742,663 at interest rates varying from 2% to 4.5%, with the final installment due October 1, 2033.

9. Maintenance Tax Notes

General information related to notes payable is summarized below:

- Southwest Texas Junior College Maintenance Tax Notes, Series 2012
- Proceeds used to complete Energy Performance contract and deferred maintenance
- Issued July 26, 2012
- Amount of issue, \$2,500,000
- Debt to be serviced through ad valorem revenue, tuition and fees, and energy savings
- Outstanding balance, \$2,300,000

This is a private placement issue with annual installments varying from \$60,580 to \$261,469 at a 2.39% interest rate, with the final installment due February 1, 2024.

**SOUTHWEST TEXAS JUNIOR COLLEGE
NOTES TO FINANCIAL STATEMENTS
AUGUST 31, 2014**

10. Short-Term Debt

The college had short-term debt in the fiscal years ended August 31, 2014 and August 31, 2013. It was used to finance the expansion of the college's Crystal City campus and the purchase of fleet vehicles. The notes are secured by CDs at an annual interest rate equal to 1% over the collateralized CD rate.

| | Balance September 1, 2013 | Additions | Reductions | Balance August 31, 2014 |
|----------------|------------------------------|-------------|------------------|----------------------------|
| Crystal Campus | \$ 557,278 | \$ - | \$ 91,291 | \$ 465,987 |
| Fleet Vehicles | 75,000 | - | - | 75,000 |
| Total | \$ 632,278 | \$ - | \$ 91,291 | \$ 540,987 |

| | Balance September 1, 2012 | Additions | Reductions | Balance August 31, 2013 |
|----------------|------------------------------|------------------|------------------|----------------------------|
| Crystal Campus | \$ 632,278 | \$ - | \$ 75,000 | \$ 557,278 |
| Fleet Vehicles | - | 75,000 | - | 75,000 |
| Total | \$ 632,278 | \$ 75,000 | \$ 75,000 | \$ 632,278 |

The entire balance is reported as current. The college will service this debt on a 12 year schedule, or until the rate of interest based on the pledged CDs is unfavorable. At that time, the balance will be financed using the most advantageous method.

11. Employees' Retirement Plan

The State of Texas has joint contributory retirement plans for almost all of its employees. One of the primary plans in which the College participates is administered by the Teacher Retirement System of Texas.

Teacher Retirement System of Texas

Plan Description. The Southwest Texas Junior College District contributes to the Teacher Retirement System of Texas (TRS), a cost-sharing multiple employer defined benefit pension plan. TRS administers retirement and disability annuities, and death and survivor benefits to employees and beneficiaries of employees of the public school systems of Texas. It operates primarily under the provisions of the Texas Constitution, Article XVI, Sec. 67, and Texas Government Code, Title 8, Subtitle C. The Texas state legislature has the authority to establish and amend benefit provisions of the pension plan. TRS issues a publicly available financial report with required supplementary information which can be obtained from www.trs.state.tx.us, under the TRS Publications heading.

**SOUTHWEST TEXAS JUNIOR COLLEGE
NOTES TO FINANCIAL STATEMENTS
AUGUST 31, 2014**

11. Employees' Retirement Plan (Continued)

Funding Policy. Contribution requirements are not actuarially determined but are established and amended by the Texas state legislature. The state funding policy is as follows: (1) The state constitution requires the legislature to establish a member contribution rate of not less than 6.0% of the member's annual compensation and a state contribution rate of not less than 6.0% and not more than 10% of the aggregate annual compensation of all members of the system; (2) A state statute prohibits benefit improvements or contribution reductions if, as a result of the particular action, the time required to amortize TRS' unfunded actuarial liabilities would be increased to a period that exceeds 31 years, or, if the amortization period already exceeds 31 years, the period would be increased by such action.

State law provides for a member contribution rate of 6.4% for fiscal years 2014 and 2013 and a state contribution rate of 6.8% and 6.4% for fiscal years 2014 and 2013, respectively. In certain instances, the reporting district is required to make all or a portion of the state's contribution for fiscal years 2014 and 2013.

Optional Retirement Plan

Plan Description. The state has also established an optional retirement program for institutions of higher education. Participation in the Optional Retirement Program is in lieu of participation in the Teacher Retirement System. The optional retirement program provides for the purchase of annuity contracts and operates under the provisions of the Texas Constitution, Article XVI, Sec. 67, and Texas Government Code, Title 8, Subtitle C.

Funding Policy. Contribution requirements are not actuarially determined but are established and amended by the Texas state legislature. The percentages of participant salaries currently contributed by the state and each participant are 6.6% and 6.65%, respectively. The College contributes 7.31% for employees who were participating in the optional retirement program prior to September 1, 1995. Benefits fully vest after one year plus one day of employment. Because these are individual annuity contracts, the state has no additional or unfunded liability for this program.

The retirement expense to the State for the College was \$440,533 and \$735,220 for the fiscal years ended August 31, 2014 and 2013, respectively.

This amount represents the portion of expended appropriations made by the State Legislature on behalf of the College.

The total payroll for all College employees was \$17,138,352 and \$16,885,353 for fiscal years 2014 and 2013, respectively. The total payroll of employees covered by the Teacher Retirement System was \$12,222,291 and \$11,691,177, and the total payroll of employees covered by the Optional Retirement Program was \$2,845,803 and \$3,075,542 for fiscal years 2014 and 2013, respectively.

**SOUTHWEST TEXAS JUNIOR COLLEGE
NOTES TO FINANCIAL STATEMENTS
AUGUST 31, 2014**

12. Deferred Compensation Program

College employees may elect to defer a portion of their earnings for income tax and investment purposes pursuant to authority granted in Government Code 609.001. The plan is essentially an unfunded promise to pay by the employer to each of the plan participants.

13. Compensated Absences

The College's policy is that an employee may not carry their accrued vacation leave forward from one fiscal year to another fiscal year. Sick leave, which can be accumulated to a maximum of 90 days, is earned at the rate of six hours per month. The maximum sick leave that may be paid to a retired employee after 20 years or more of service or an employee's estate is limited to one month's pay for 30 days or more of unused sick leave. The College's policy is to recognize the cost of sick leave when paid. The liability is not shown in the financial statements because experience indicates the expenditure for sick leave to be minimal.

14. Disaggregation of Receivables and Payables Balances

Receivables

Receivables at August 31, 2014 were as follows:

| | |
|---------------------------------|---------------------|
| Student Receivables | \$ 3,624,497 |
| Federal Receivables | 106,113 |
| Accounts Receivables | 382,550 |
| Other Receivables | - |
| Subtotal | <u>4,113,160</u> |
| Allowance for Doubtful Accounts | <u>1,184,410</u> |
| Total Receivables (Exhibit 1) | <u>\$ 2,928,750</u> |

Receivables at August 31, 2013 were as follows:

| | |
|---------------------------------|---------------------|
| Student Receivables | \$ 3,423,890 |
| Federal Receivables | 104,640 |
| Accounts Receivables | 305,793 |
| Other Receivables | - |
| Subtotal | <u>3,834,323</u> |
| Allowance for Doubtful Accounts | <u>1,059,641</u> |
| Total Receivables (Exhibit 1) | <u>\$ 2,774,682</u> |

**SOUTHWEST TEXAS JUNIOR COLLEGE
NOTES TO FINANCIAL STATEMENTS
AUGUST 31, 2014**

14. Disaggregation of Receivables and Payables Balances (Continued)

Payables

Payables at August 31, 2014 and August 31, 2013 were as follows:

| | August 31, 2014 | August 31, 2013 |
|---------------------------------|-------------------|---------------------|
| Vendor Payables (Exhibit 1) | \$ <u>950,085</u> | \$ <u>1,088,237</u> |
| Accrued Interest Payable | \$ 468,226 | \$ 298,567 |
| Accrued Workers Compensation | 41,611 | 32,080 |
| Other | <u>22,379</u> | <u>12,142</u> |
| Accrued Liabilities (Exhibit 1) | \$ <u>532,216</u> | \$ <u>342,789</u> |

15. Operating Lease Commitments and Rental Agreement

Obligations under operating leases to the Foundation at August 31, 2014 were as follows:

| Agreement Year | Property | Annual Due | Term |
|----------------|-------------------|------------|----------|
| 1989 | Land | \$ 1 | 99 Years |
| 2014 | Eagle Pass Campus | \$ 190,800 | 60 Years |
| 2014 | Del Rio Campus | \$ 266,184 | 60 Years |

These leases do not meet the criteria of a capital lease and are recorded as operating leases.

**SOUTHWEST TEXAS JUNIOR COLLEGE
NOTES TO FINANCIAL STATEMENTS
AUGUST 31, 2014**

15. Operating Lease Commitments and Rental Agreement (Continued)

Included in the Foundation's revenue and the college's operating expenses are the following amounts of rent under operating leases:

| | Year Ended August 31, 2014 | Year Ended August 31, 2013 |
|---------------------------|----------------------------------|----------------------------------|
| <u>Operating Expenses</u> | | |
| Rental Expense - SWTJC | \$ 764,838 | \$ 947,102 |
| Foundation Rental Income | \$ 764,838 | \$ 947,102 |

The following is a schedule by years of future minimum rental payments from the College to the Foundation required under these operating leases which have an initial term in excess of one year as of August 31, 2014.

| | Minimum Future Rental Payments |
|--------------------------------|-----------------------------------|
| 2015 | \$ 456,985 |
| 2016 | 456,985 |
| 2017 | 456,985 |
| 2018 | 456,985 |
| Thereafter | 456,985 |
| Required Total Minimum Payment | \$ 2,284,925 |

16. Contract and Grant Awards

Contract and grant awards are accounted for in accordance with the requirements of the AICPA Industry Audit Guide, *Audits of Colleges and Universities*. Revenues are recognized on Exhibit 2 and Schedule A. For federal contracts and awards, funds expended, but not collected, are reported as Federal Receivables on Exhibit 1. Non-federal contract and grant awards for which funds are expended, but not collected, are reported as Accounts Receivable on Exhibit 1. Contract and grant awards that are not yet funded and for which the institution has not yet performed services are not included in the financial statements.

17. Self-Insured Plans

The College has various self-insured arrangements for coverage in the areas of workers' compensation and unemployment compensation. The plans are on a pay-as-you-go basis, in which no assets are set aside. Accrued liabilities are generally based on actuarial valuation and represent the present value of unpaid expected claims. Estimated future payments for incurred claims are charged to current funds expenditures.

**SOUTHWEST TEXAS JUNIOR COLLEGE
NOTES TO FINANCIAL STATEMENTS
AUGUST 31, 2014**

18. Post-Retirement Health Care and Life Insurance Benefits

In addition to providing pension benefits, the state provides certain health care and life insurance benefits for retired employees. Almost all of the employees may become eligible for those benefits if they reach normal retirement age while working for the state. Those and similar benefits for active employees are provided through an insurance company whose premiums are based on benefits paid during the previous year. The state recognizes the cost of providing these benefits by expending the annual insurance premiums. The state's contribution per full-time employee for the years ended August 31, 2014 and August 31, 2013 was approximately \$503 and \$470 per month, respectively, and totaled \$1,154,648 and \$501,876 for each year, respectively. The cost of providing those benefits for retirees is not separable from the cost of providing benefits for the active employees.

19. Property Tax

The College's Ad Valorem property tax is levied each October 1 on the assessed value listed as of the prior January 1 for all real and business personal property located in the College District.

| | <u>August 31, 2014</u> | <u>August 31, 2013</u> |
|------------------------|-------------------------|-------------------------|
| Assessed Valuation | \$ 2,403,429,373 | \$ 2,058,839,802 |
| Less: Exemptions | <u>6,214,612</u> | <u>7,358,719</u> |
| Net Assessed Valuation | <u>\$ 2,397,214,761</u> | <u>\$ 2,051,481,083</u> |

Authorized tax rates for the College for years 2014 and 2013 were as follows:

| August 31, 2014 | <u>Current Operations</u> | <u>Debt Service</u> | <u>Total</u> |
|---------------------------------------|-------------------------------|-------------------------|--------------|
| Maximum tax rates per \$100 valuation | \$ 0.20 | \$ 0.50 | \$ 0.70 |
| Adopted tax rate per \$100 valuation | \$ 0.13 | \$ - | \$ 0.13 |
| | | | |
| August 31, 2013 | <u>Current Operations</u> | <u>Debt Service</u> | <u>Total</u> |
| Maximum tax rates per \$100 valuation | \$ 0.20 | \$ 0.50 | \$ 0.70 |
| Adopted tax rate per \$100 valuation | \$ 0.13 | \$ - | \$ 0.13 |

**SOUTHWEST TEXAS JUNIOR COLLEGE
NOTES TO FINANCIAL STATEMENTS
AUGUST 31, 2014**

19. Property Tax (Continued)

Taxes levied for the years ended August 31, 2014 and August 31, 2013 respectively were \$3,066,916 and \$2,600,402. Taxes are due on receipt of the tax bill and are delinquent if not paid before February 1 of the year following the year in which imposed.

| August 31, 2014 Taxes Collected | Current Operations | Debt Service | Total |
|------------------------------------|-----------------------|-----------------|---------------------|
| Current Taxes Collected | \$ 2,925,733 | \$ - | \$ 2,925,733 |
| Delinquent Taxes Collected | 111,799 | - | 111,799 |
| Penalties and Interest Collected | 75,650 | - | 75,650 |
| Total Collections | <u>\$ 3,113,182</u> | <u>\$ -</u> | <u>\$ 3,113,182</u> |

Tax collections for the year ended August 31, 2014 were 95.75% of the current tax levy. Allowances for uncollectible taxes are based upon historical experience in collecting property taxes. The use of tax proceeds is restricted to either maintenance or operations or interest and sinking expenditures.

| August 31, 2013 Taxes Collected | Current Operations | Debt Service | Total |
|------------------------------------|-----------------------|-----------------|---------------------|
| Current Taxes Collected | \$ 2,499,072 | \$ - | \$ 2,499,072 |
| Delinquent Taxes Collected | 127,025 | - | 127,025 |
| Penalties and Interest Collected | 77,432 | - | 77,432 |
| Total Collections | <u>\$ 2,703,529</u> | <u>\$ -</u> | <u>\$ 2,703,529</u> |

Tax collections for the year ended August 31, 2013 were 96% of the current tax levy. Allowance for uncollectible taxes is based upon historical experience in collecting property taxes. The use of tax proceeds is restricted to either maintenance or operations or interest and sinking expenditures.

SOUTHWEST TEXAS JUNIOR COLLEGE
NOTES TO FINANCIAL STATEMENTS
AUGUST 31, 2014

20. Income Taxes

The College is exempt from income taxes under Internal Revenue Code Section 115, Income of States, Municipalities, etc., although unrelated business income may be subject to income taxes under Internal Revenue Code Section 511 (a)(2)(B), Imposition of Tax on Unrelated Business Income of Charitable, Etc. Organizations. The College had no unrelated business income tax liability for the year ended August 31, 2014 or August 31, 2013.

The College's blended component unit, the Foundation, is exempt from federal income tax under Section 501(a) of the Internal Revenue Code as an organization described in Section 501(c)(3). The Foundation is not a private foundation within the meaning of Section 509(a) of the Internal Revenue Code, because it is an organization described in section 509(a)(3).

21. Component Units

Southwest Texas Junior College Foundation, Inc. – Discrete Component Unit

Southwest Texas Junior College Foundation, Inc. (the Foundation) was established as a separate nonprofit organization in 1989, for the purpose of providing facilities to allow the College to serve the educational needs of communities outside of the College's taxing district. Excess revenue is to be donated to Southwest Texas Junior College as scholarships.

Under Governmental Standards Board Statement No. 39, Determining Whether Certain Organizations are Component Units, the Foundation is a component unit of the College because:

The governing Board of the Foundation and the College are the same; therefore the College can and does exercise oversight responsibility. Additionally, services rendered by the Foundation are provided entirely or almost entirely to the College and the relationship between the College and the Foundation is such that exclusion would cause the College's financial statements to be misleading or incomplete.

Accordingly, the Foundation's financial statements are included in the College's annual report as a discrete component unit (see table of contents). Complete financial statements of the Southwest Texas Junior College Foundation, Inc. can be obtained from the administrative office of Southwest Texas Junior College.

**SOUTHWEST TEXAS JUNIOR COLLEGE
NOTES TO FINANCIAL STATEMENTS
AUGUST 31, 2014**

22. Contingencies

At August 31, 2014, the College is committed under contract for the construction of new classrooms and administrative offices on the Del Rio campus. The total committed contract cost of this project is \$7,500,000, of which \$7,417,401 has been expended through the end of this fiscal year.

23. Subsequent Events

On October 16, 2014, the Board of Trustees approved a \$3,000,000, 3.32% bond. Issue date is November 13, 2014. The proceeds will be used to purchase and renovate a 10.28 acre property and building in Eagle Pass. This is a private placement issue to be serviced through tuition and fees and the first annual installment is due April 1, 2015. The 10.28 acre tract was purchased with cash on October 10, 2014 for \$809,406. Proceeds from this bond will subsequently be used to reimburse the College for this purchase.

This page intentionally left blank.

SOUTHWEST TEXAS JUNIOR COLLEGE

Schedule of Operating Revenues
Year Ended August 31, 2014 (With Memorandum Totals for the Year Ended August 31, 2013)

| | Unrestricted | Restricted | Total Educational Activities | Auxiliary Enterprises | August 31, 2014 Total | August 31, 2013 Total |
|--|---------------------|--------------------|------------------------------------|--------------------------|-----------------------------|-----------------------------|
| Tuition: | | | | | | |
| State funded credit courses: | | | | | | |
| In-district resident tuition | \$ 5,148,816 | \$ - | \$ 5,148,816 | \$ - | \$ 5,148,816 | \$ 5,413,835 |
| Out-of-district resident tuition | 3,189,651 | - | 3,189,651 | - | 3,189,651 | 3,092,415 |
| Non-resident tuition | 503,291 | - | 503,291 | - | 503,291 | 408,799 |
| TPEG - credit (set aside)* | 329,391 | - | 329,391 | - | 329,391 | 330,952 |
| State funded continuing education | 1,176,570 | - | 1,176,570 | - | 1,176,570 | 1,511,460 |
| TPEG non-credit (set aside)* | 17,316 | - | 17,316 | - | 17,316 | 29,118 |
| Non-state funded educational programs | 62,121 | - | 62,121 | - | 62,121 | 46,158 |
| Total Tuition | 10,427,156 | - | 10,427,156 | - | 10,427,156 | 10,832,737 |
| Fees: | | | | | | |
| General fees | 3,494,353 | - | 3,494,353 | - | 3,494,353 | 3,668,080 |
| Laboratory fees | 311,084 | - | 311,084 | - | 311,084 | 347,084 |
| Total Fees | 3,805,437 | - | 3,805,437 | - | 3,805,437 | 4,015,164 |
| Scholarship allowance and discount | | | | | | |
| Remission and exemption - state | (298,393) | - | (298,393) | - | (298,393) | (291,848) |
| Remission and exemption - local | (802,657) | - | (802,657) | - | (802,657) | (799,174) |
| Title IV federal grants | (6,840,396) | - | (6,840,396) | - | (6,840,396) | (7,832,621) |
| Other federal grants | - | - | - | - | - | - |
| TPEG awards | (245,996) | - | (245,996) | - | (245,996) | (284,895) |
| Other state grants | (477,868) | - | (477,868) | - | (477,868) | (454,911) |
| Other local grants | - | - | - | - | - | (54,420) |
| Total Scholarship Allowances | (8,665,310) | - | (8,665,310) | - | (8,665,310) | (9,717,869) |
| Total net tuition and fees | 5,567,283 | - | 5,567,283 | - | 5,567,283 | 5,130,032 |
| Additional operating revenues: | | | | | | |
| Federal grants and contracts | - | 1,633,280 | 1,633,280 | 15,743 | 1,649,023 | 2,283,343 |
| State grants and contracts | - | 1,267,785 | 1,267,785 | 12,129 | 1,279,914 | 991,238 |
| Non-governmental grants and contracts | - | 168,270 | 168,270 | - | 168,270 | 189,125 |
| Sales and services of educational activities | 23,203 | - | 23,203 | - | 23,203 | 26,819 |
| General operating revenue | 1,899,408 | - | 1,899,408 | - | 1,899,408 | 1,955,008 |
| Total additional operating revenues | 1,922,611 | 3,069,335 | 4,991,946 | 27,872 | 5,019,818 | 5,445,533 |
| Auxiliary Enterprises | | | | | | |
| Bookstore | - | - | - | 154,469 | 154,469 | 200,000 |
| Less Discounts | - | - | - | - | - | - |
| Residential life | - | - | - | 744,257 | 744,257 | 885,122 |
| Less Discounts | - | - | - | (294,270) | (294,270) | (349,967) |
| Day Care | - | - | - | 138,729 | 138,729 | 116,165 |
| SWTNET | - | - | - | 15,000 | 15,000 | 16,350 |
| Other revenues | - | - | - | 12,243 | 12,243 | 19,503 |
| Total net auxiliary enterprises | - | - | - | 770,428 | 770,428 | 887,173 |
| Total Operating Revenues | \$ 7,489,894 | \$3,069,335 | \$ 10,559,229 | \$ 798,300 | \$ 11,357,529 | \$ 11,462,738 |

*In accordance with Education Code 56.033, \$346,707 and \$360,070 for years August 31, 2014 and August 31, 2013, respectively, of tuition was set aside for Texas Public Education Grants (TPEG).

SOUTHWEST TEXAS JUNIOR COLLEGE

Schedule of Operating Expenses by Object
 Year Ended August 31, 2014 (With Memorandum Totals for the Year Ended August 31, 2013)

| | Operating Expense | | | August 31, 2014 Total | August 31, 2013 Total | |
|--|-----------------------|---------------------|---------------------|-----------------------------|-----------------------------|----------------------|
| | Salaries and Wages | Benefits | | | | Other Expenses |
| | | State | Local | | | |
| Unrestricted - Educational Activities | | | | | | |
| Instruction | \$ 8,925,557 | \$ - | \$ 1,466,125 | \$ 1,004,049 | \$ 11,395,731 | \$ 11,102,646 |
| Public Service | 22,282 | - | 3,660 | 8,523 | 34,465 | 51,828 |
| Academic Support | 1,695,037 | - | 278,429 | 323,144 | 2,296,610 | 2,277,635 |
| Student Services | 1,362,476 | - | 223,802 | 277,340 | 1,863,618 | 1,696,738 |
| Institutional Support | 2,441,830 | - | 401,098 | 1,973,312 | 4,816,240 | 4,519,137 |
| Operation and Maintenance of Plant | 999,266 | - | 164,141 | 2,166,538 | 3,329,945 | 3,401,842 |
| Scholarship | - | - | - | - | - | - |
| Total Unrestricted Educational Activities | 15,446,448 | - | 2,537,255 | 5,752,906 | 23,736,609 | 23,049,826 |
| Restricted - Educational Activities | | | | | | |
| Instruction | - | 985,513 | 4,337 | - | 989,850 | 1,064,075 |
| Public Service | 721,869 | 2,460 | 111,438 | 304,927 | 1,140,694 | 1,100,169 |
| Academic Support | 225,621 | 187,157 | 31,069 | 94,887 | 538,734 | 557,605 |
| Student Services | 378,880 | 150,437 | 88,435 | 248,393 | 866,145 | 1,281,536 |
| Institutional Support | - | 269,614 | - | - | 269,614 | 296,995 |
| Operation and Maintenance of Plant | - | - | - | - | - | - |
| Scholarship | - | - | - | 4,220,402 | 4,220,402 | 4,802,594 |
| Total Restricted Educational Activities | 1,326,370 | 1,595,181 | 235,279 | 4,868,609 | 8,025,439 | 9,102,974 |
| Total Educational Activities | 16,772,818 | 1,595,181 | 2,772,534 | 10,621,515 | 31,762,048 | 32,152,800 |
| Auxiliary Enterprises | 365,534 | - | 106,962 | 898,500 | 1,370,996 | 1,404,080 |
| Depreciation Expense - Buildings and other real estate improvements | - | - | - | 413,690 | 413,690 | 384,217 |
| Depreciation Expense - Equipment and furniture | - | - | - | 424,361 | 424,361 | 406,198 |
| Depreciation Expense - Library Books | - | - | - | 27,412 | 27,412 | 27,938 |
| Total Operating Expenses | \$ 17,138,352 | \$ 1,595,181 | \$ 2,879,496 | \$ 12,385,478 | \$ 33,998,507 | \$ 34,375,233 |

SOUTHWEST TEXAS JUNIOR COLLEGE

Schedule C

Schedule of Non-Operating Revenues and Expenses
 Year Ended August 31, 2014 (With Memorandum Totals for the Year Ended August 31, 2013)

| | Unrestricted | Restricted | Auxiliary Enterprises | August 31, 2014 Total | August 31, 2013 Total |
|-------------------------------------|----------------------|----------------------|--------------------------|-----------------------------|-----------------------------|
| NON-OPERATING REVENUES: | | | | | |
| State Appropriations: | | | | | |
| Education and general state support | \$ 7,311,744 | \$ - | \$ - | \$ 7,311,744 | \$ 6,422,513 |
| State group insurance | - | 1,154,648 | - | 1,154,648 | 917,542 |
| State retirement matching | - | 440,533 | - | 440,533 | 735,220 |
| Total state appropriations | 7,311,744 | 1,595,181 | - | 8,906,925 | 8,075,275 |
| Maintenance ad valorem taxes | 3,121,746 | - | - | 3,121,746 | 2,689,311 |
| Federal Revenue, Non Operating | - | 11,080,630 | - | 11,080,630 | 12,737,968 |
| Gifts | 978,587 | 59,700 | - | 1,038,287 | 61,647 |
| Investment Income | 44,157 | - | 836 | 44,993 | 68,390 |
| Other non-operating revenue | - | 50,000 | - | 50,000 | 53,752 |
| Total non-operating revenues | 4,144,490 | 11,190,330 | 836 | 24,242,581 | 23,686,343 |
| NON-OPERATING EXPENSES: | | | | | |
| Interest on capital related debt | 826,442 | - | - | 826,442 | 676,830 |
| Other non-operating expense | 336,206 | - | - | 336,206 | 253,520 |
| Total non-operating expenses | 1,162,648 | - | - | 1,162,648 | 930,350 |
| Net non-operating revenues | \$ 10,293,586 | \$ 12,785,511 | \$ 836 | \$ 23,079,933 | \$ 22,755,993 |

SOUTHWEST TEXAS JUNIOR COLLEGE

Schedule D

Schedule of Net Position by Source and Availability
 Year Ended August 31, 2014 (With Memorandum Totals for the Year Ended August 31, 2013)

| | Detail by Source | | | | Total | Available for Current Operations | |
|---|------------------|--------------|----------------|---|--------------|----------------------------------|-------------|
| | Restricted | | | Capital Assets Net of Depreciation & Related Debt | | Yes | No |
| | Unrestricted | Expendable | Non-Expendable | | | | |
| Current | | | | | | | |
| Unrestricted | \$ 2,648,566 | \$ - | \$ - | \$ - | \$ 2,648,566 | \$ 2,648,566 | \$ - |
| Restricted | - | 298,889 | - | - | 298,889 | 298,889 | - |
| Auxiliary | 1,920,356 | - | - | - | 1,920,356 | 1,920,356 | - |
| Loan | - | 238,776 | - | - | 238,776 | - | 238,776 |
| Endowment | | | | | | | |
| Quasi: | | | | | | | |
| Unrestricted | 3,279,444 | - | - | - | 3,279,444 | - | 3,279,444 |
| Plant | | | | | | | |
| Debt Service | - | 1,063,053 | - | - | 1,063,053 | - | 1,063,053 |
| Revenue Bond | - | 9,741,550 | - | - | 9,741,550 | - | 9,741,550 |
| Investment in Plant | - | - | - | (1,498,379) | (1,498,379) | - | (1,498,379) |
| Total Net Position, August 31, 2014 | 7,848,366 | 11,342,268 | - | (1,498,379) | 17,692,255 | 4,867,811 | 12,824,444 |
| Total Net Position, August 31, 2013 | 7,425,127 | 6,110,299 | - | 3,717,874 | 17,253,300 | 4,535,636 | 12,717,664 |
| Net Increase (Decrease) in Net Position | \$ 423,239 | \$ 5,231,969 | \$ - | \$ (5,216,253) | \$ 438,955 | \$ 332,175 | \$ 106,780 |

SOUTHWEST TEXAS JUNIOR COLLEGE

Schedule E

Schedule of Expenditures of Federal Awards
For the Year Ended August 31, 2014

| Federal Grantor/Pass Through Grantor Program Title | Federal CFDA Number | Pass-Through Grantor's Number | Expenditures and Pass-Through Disbursements |
|---|---------------------------|-------------------------------------|--|
| U.S. Department of Education | | | |
| Direct Programs: | | | |
| Student Financial Aid Cluster | | | |
| Federal Pell Grant | 84.063 | | \$ 10,817,451 |
| Federal Direct Student Loan | 84.268 | | 2,180,469 |
| Supplemental Education Opportunity Grant | 84.007 | | 119,388 |
| Federal College Workstudy Program | 84.033 | | 143,791 |
| TRIO Cluster | | | |
| TRIO Student Support Services | 84.042A | | 270,701 |
| TRIO Upward Bound | 84.047A | | - |
| TRIO Education Opportunity Center | 84.066A | | 217,955 |
| Title V | 84.031 | | 25,224 |
| Pass-Through From: | | | |
| Texas Education Agency | | | |
| Adult Education and Literacy | 84.002 | 94100017110262 | 858,154 |
| Texas Higher Education Coordinating Board | | | |
| Carl Perkins Vocational Education - Basic | 84.048 | 94241 | 213,962 |
| Total Department of Education | | | <u>14,847,095</u> |
| U.S. Department of Agriculture | | | |
| Pass-Through From: | | | |
| Texas Health and Human Services Commission | | | |
| Child and Adult Care Food Program | 10.558 | 03270 | 15,743 |
| Total U.S. Department of Agriculture | | | <u>15,743</u> |
| U.S. Department of Health and Human Services | | | |
| Pass-Through From: | | | |
| Texas Education Agency | | | |
| Temporary Assistance for Needy Families (TANF) | 93.558 | 93625017110232 | 47,284 |
| Total Department of Health and Human Services | | | <u>47,284</u> |
| Total Federal Financial Assistance | | | <u>\$ 14,910,122</u> |

Schedule E (Continued)

Note 1: Federal Assistance Reconciliation

| | | |
|---|----|----------------------|
| Federal Grants and Contracts revenue - per Schedule A | \$ | 1,649,023 |
| Add: Non Operating Federal Revenue from Schedule C | | 11,080,630 |
| Add: Direct Student Loans | | 2,180,469 |
| | | <u>\$ 14,910,122</u> |
| | | (A) |

Note 2: Significant accounting policies used in preparing the schedule

The expenditures included in the schedule are reported for the college's fiscal year. Expenditure reports to funding agencies are prepared on the award period basis. The expenditures reported above represent funds that have been expended by the college for the purpose of the award. The expenditures reported above may not have been reimbursed by the funding agencies as of the end of the fiscal year. Some amounts reported in the schedule may differ from amounts used in the preparation of the basic financial statements. Separate accounts are maintained for the different awards to aid in the observance of limitation and restrictions imposed by the funding agencies. The college has followed all applicable guidelines issued by various entities in the preparation of the schedule.

SOUTHWEST TEXAS JUNIOR COLLEGE

Schedule of Expenditures of State Awards
For the Year Ended August 31, 2014

| <u>Grantor Agency/Program Title</u> | <u>Grant Contract Number</u> | <u>Expenditures</u> |
|---|--------------------------------------|---------------------|
| Texas Education Agency | | |
| Adult Education and Literacy | 90100017110262 | \$ 170,827 |
| Temporary Assistance for Needy Families | 93625017110232 | 24,886 |
| Workforce Solutions Middle Rio Grande | | |
| Project Grow | | 47,253 |
| Texas Health and Human Services Commission | | |
| Child Care | | 12,129 |
| Texas Workforce Commission | | |
| Oil & Gas Initiative | 2713SDF000 | 249,915 |
| Texas Department of Criminal Justice | | |
| College Classes for Inmates | | 76,688 |
| Texas Higher Education Coordinating Board | | |
| Texas Grant | | 500,417 |
| Adult Education and Literacy Innovation Grant | | 90,162 |
| Texas College Workstudy | | 29,706 |
| TEOG | | 3,449 |
| Top 10 % | | 30,500 |
| TG Dr. Charlie Wootan | | 19,050 |
| Hazelwood Grant | | 22,932 |
| IES Grant | | 2,000 |
| Total State Financial Assistance | | <u>\$ 1,279,914</u> |
| Note 1: State Assistance Reconciliation | | |
| State Revenues - per Schedule A | | \$ 1,279,914 |
| | | <u>\$ 1,279,914</u> |
| | | (A) |

Note 2: Significant Accounting Policies Used in Preparing the Schedule

The accompanying schedule is presented using the accrual basis of accounting. See Note 2 to the financial statements for Southwest Texas Junior College's significant accounting policies. These expenditures are reported on Southwest Texas Junior College's fiscal year. Expenditure reports to funding agencies are prepared on the award period basis.

This page intentionally left blank.

EDE & COMPANY, LLC

Certified Public Accountants

Eric Ede
Donna Ede Jones

P. O. Box 219
Knippa, Texas 78870
Telephone (830) 934-2148
Fax (830) 934-2799
Email: edecpa@hotmail.com

REPORT ON INTERNAL CONTROL OVER FINANCIAL REPORTING AND ON COMPLIANCE AND OTHER MATTERS BASED ON AN AUDIT OF FINANCIAL STATEMENTS PERFORMED IN ACCORDANCE WITH *GOVERNMENTAL AUDITING STANDARDS*

Independent Auditor's Report

Board of Trustees
Southwest Texas Junior College
2401 Garner Field Road
Uvalde, Texas 78801

Members of the Board:

We have audited, in accordance with the auditing standards generally accepted in the United States of America and the standards applicable to financial audits contained in *Government Auditing Standards* issued by the Comptroller General of the United States, the financial statements of Southwest Texas Junior College, as of and for the year ended August 31, 2014 and 2013, and the related notes to the financial statements, which collectively comprise Southwest Texas Junior College's basic financial statements, and have issued our report thereon dated November 6, 2014. The financial statements of the Southwest Texas Junior College Foundation, Inc., a component unit of Southwest Texas Junior College, included in the accompanying basic financial statements, were not audited in accordance with standards applicable to financial audits contained in *Governmental Auditing Standards* and accordingly this report does not extend to that component unit.

Internal Control Over Financial Reporting

In planning and performing our audit of the financial statements, we considered Southwest Texas Junior College's internal control over financial reporting (internal control) to determine the audit procedures that are appropriate in the circumstances for the purpose of expressing our opinions on the financial statements, but not for the purpose of expressing an opinion on the effectiveness of Southwest Texas Junior College's internal control. Accordingly, we do not express an opinion on the effectiveness of Southwest Texas Junior College's internal control.


A *deficiency in internal control* exists when the design or operation of a control does not allow management or employees, in the normal course of performing their assigned functions, to prevent, or detect and correct, misstatements on a timely basis. A *material weakness* is a deficiency, or a combination of deficiencies, in internal control, such that there is a reasonable possibility that a material misstatement of the entity's financial statements will not be prevented, or detected and corrected on a timely basis. A *significant deficiency* is a deficiency, or a combination of deficiencies, in internal control that is less severe than a material weakness, yet important enough to merit attention by those charged with governance.

Our consideration of internal control was for the limited purpose described in the first paragraph of this section and was not designed to identify all deficiencies in internal control that might be material weaknesses or, significant deficiencies. Given these limitations, during our audit we did not identify any deficiencies in internal control that we consider to be material weaknesses. However, material weaknesses may exist that have not been identified.

Compliance and Other Matters

As part of obtaining reasonable assurance about whether Southwest Texas Junior College's financial statements are free of material misstatement, we performed tests of its compliance with certain provisions of laws, regulations, contracts, and grant agreements, noncompliance with which could have a direct and material effect on the determination of financial statement amounts. However, providing an opinion on compliance with those provisions was not an objective of our audit, and accordingly, we do not express such an opinion. The results of our tests disclosed no instances of noncompliance or other matters that are required to be reported under *Government Auditing Standards*.

The purpose of this report is solely to describe the scope of our testing of internal control and compliance and the results of that testing, and not to provide an opinion on the effectiveness of the entity's internal control or on compliance. This report is an integral part of an audit performed in accordance with *Government Auditing Standards* in considering the entity's internal control and compliance. Accordingly, this communication is not suitable for any other purpose.



Ede & Company, LLC
Certified Public Accountants
Knippa, Texas

November 6, 2014

EDE & COMPANY, LLC

Certified Public Accountants

Eric Ede
Donna Ede Jones

P. O. Box 219
Knippa, Texas 78870
Telephone (830) 934-2148
Fax (830) 934-2799
Email: edecpa@hotmail.com

INDEPENDENT AUDITOR'S REPORT ON COMPLIANCE FOR EACH MAJOR PROGRAM AND ON INTERNAL CONTROL OVER COMPLIANCE REQUIRED BY OMB CIRCULAR A-133 AND THE TEXAS SINGLE AUDIT CIRCULAR

Board of Trustees
Southwest Texas Junior College
2401 Garner Field Road
Uvalde, Texas 78801

Members of the Board:

Report on Compliance for Each Major Federal Program

We have audited Southwest Texas Junior College's compliance with the types of compliance requirements described in the *OMB Circular A-133 Compliance Supplement* and the *Texas Single Audit Circular* that could have a direct and material effect on each of Southwest Texas Junior College's major federal programs for the year ended August 31, 2014. Southwest Texas Junior College's major federal programs are identified in the summary of auditor's results section of the accompanying schedule of findings and questioned costs.

Management's Responsibility

Management is responsible for compliance with the requirements of laws, regulations, contracts, and grants applicable to its federal programs.

Auditor's Responsibility

Our responsibility is to express an opinion on compliance for each of Southwest Texas Junior College's major federal programs based on our audit of the types of compliance requirements referred to above. We conducted our audit of compliance in accordance with auditing standards generally accepted in the United States of America; the standards applicable to financial audits contained in *Government Auditing Standards*, issued by the Comptroller General of the United States; and OMB Circular A-133, *Audits of States, Local Governments, and Non-Profit Organizations*, and the *Texas Single Audit Circular*. Those standards, OMB Circular A-133, and the Texas Single Audit Circular require that we plan and perform the audit to obtain reasonable assurance about whether noncompliance with the types of compliance requirements referred to above that could have a direct and material effect on a major federal program occurred. An audit includes examining, on a test basis, evidence about Southwest Texas Junior College's compliance with those requirements and performing such other procedures as we considered necessary in the circumstances.

We believe that our audit provides a reasonable basis for our opinion on compliance for each major federal program. However, our audit does not provide a legal determination of Southwest Texas Junior College's compliance.

Opinion on Each Major Federal Program

In our opinion, Southwest Texas Junior College, complied, in all material respects, with the types of compliance requirements referred to above that could have a direct and material effect on each of its major federal programs for the year ended August 31, 2014.

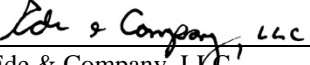
Report on Internal Control Over Compliance

Management of Southwest Texas Junior College, is responsible for establishing and maintaining effective internal control over compliance with the types of compliance requirements referred to above. In planning and performing our audit of compliance, we considered Southwest Texas Junior College's internal control over compliance with the types of requirements that could have a direct and material effect on each major federal program to determine the auditing procedures that are appropriate in the circumstances for the purpose of expressing an opinion on compliance for each major federal program and to test and report on internal control over compliance in accordance with OMB Circular A-133 and the Texas Single Audit Circular, but not for the purpose of expressing an opinion on the effectiveness of internal control over compliance. Accordingly, we do not express an opinion on the effectiveness of Southwest Texas Junior College's internal control over compliance.

A deficiency in internal control over compliance exists when the design or operation of a control over compliance does not allow management or employees, in the normal course of performing their assigned functions, to prevent, or detect and correct, noncompliance with a type of compliance requirement of a federal program on a timely basis. *A material weakness in internal control over compliance* is a deficiency, or combination of deficiencies, in internal control over compliance, such that there is a reasonable possibility that material noncompliance with a type of compliance requirement of a federal program will not be prevented, or detected and corrected, on a timely basis. *A significant deficiency in internal control over compliance* is a deficiency, or a combination of deficiencies, in internal control over compliance with a type of compliance requirement of a federal program that is less severe than a material weakness in internal control over compliance, yet important enough to merit attention by those charged with governance.

Our consideration of internal control over compliance was for the limited purpose described in the first paragraph of this section and was not designed to identify all deficiencies in internal control over compliance that might be material weaknesses or significant deficiencies. We did not identify any deficiencies in internal control over compliance that we consider to be material weaknesses. However, material weaknesses may exist that have not been identified.

The purpose of this report on internal control over compliance is solely to describe the scope of our testing of internal control over compliance and the results of that testing based on the requirements of OMB Circular A-133, and the Texas Single Audit Circular. Accordingly, this report is not suitable for any other purpose.



Ede & Company, LLC
Certified Public Accountants
Knippa, Texas

November 6, 2014

**SOUTHWEST TEXAS JUNIOR COLLEGE
SCHEDULE OF FINDINGS AND QUESTIONED COSTS
FOR THE YEAR ENDED AUGUST 31, 2014**

I. Summary of the Auditor's Result

Financial Statements

The type of report issued on the financial statements of the Southwest Texas Junior College was an unqualified opinion.

Internal control over financial reporting:

- | | |
|--|---------------|
| 1. Material weakness identified | No |
| 2. Significant deficiencies identified but not considered material | None Reported |

The audit disclosed no conditions of noncompliance which are material to the financial statements of the College.

Federal Awards

Internal control over major programs:

- | | |
|--|---------------|
| 1. Material weakness identified | No |
| 2. Significant deficiencies identified but not considered material | None Reported |

The type of report the auditor issued on compliance for major programs was an unqualified opinion.

The audit disclosed no audit findings which are required to be reported under section 510(a) of Circular A-133 or section .510(a) of The State of Texas Single Audit Circular.

Major Federal Programs of the College

| | |
|--|--------------|
| Student Financial Aid Cluster | |
| Pell Grant | CFDA 84.063 |
| College Work Study | CFDA 84.033 |
| Supplemental Education Opportunity Grant | CFDA 84.007 |
| Federal Direct Student Loan | CFDA 84.268 |
| | |
| TRIO Cluster | |
| TRIO Student Support Services | CFDA 84.042A |
| TRIO Upward Bound | CFDA 84.047A |
| TRIO Education Opportunity Center | CFDA 84.066A |

Major State Programs of the College

Texas Grant

The dollar threshold to distinguish between Type A and Type B federal programs was \$447,304.
The dollar threshold to distinguish between Type A and Type B state programs was \$300,000.

The College was determined to be a low risk auditee for both federal and state programs.

II. Findings Relating to the Financial Statements which are required to be Reported in Accordance with Generally Accepted Government Auditing Standards.

NONE

III. Findings and Question Cost for Federal and State Awards Including Audit Findings.

NONE

REQUIRED STATISTICAL SUPPLEMENTS

SOUTHWEST TEXAS JUNIOR COLLEGE
Statistical Supplement 1
Net Assets by Component
Last Ten Fiscal Years
(Unaudited)

| | For the Fiscal Year Ended August 31, | | | | | | | | | |
|---|---|----------------------|----------------------|----------------------|----------------------|----------------------|----------------------|----------------------|----------------------|----------------------|
| | 2014 | 2013 | 2012 | 2011 | 2010 | 2009 | 2008 | 2007 | 2006 | 2005 |
| Invested in capital assets, net of related debt | \$ (1,498,379) | \$ 3,717,874 | \$ 6,055,003 | \$ 9,030,617 | \$ 8,293,391 | \$ 8,293,391 | \$ 8,188,931 | \$ 4,128,283 | \$ 389,530 | \$ 8,765,422 |
| Restricted - expendable | 11,342,268 | 6,110,299 | 4,028,205 | 1,699,928 | 1,587,988 | 760,693 | 585,864 | 4,636,105 | 12,039,204 | 3,350,469 |
| Restricted - nonexpendable | - | - | - | - | - | - | - | - | - | - |
| Unrestricted | 7,848,366 | 7,425,127 | 7,326,594 | 6,436,933 | 6,333,358 | 5,854,088 | 5,312,622 | 5,443,371 | 1,667,712 | 1,682,806 |
| Total primary government net assets | \$ 17,692,255 | \$ 17,253,300 | \$ 17,409,802 | \$ 17,167,478 | \$ 16,214,737 | \$ 14,908,172 | \$ 14,087,417 | \$ 14,207,759 | \$ 14,096,446 | \$ 13,798,697 |

SOUTHWEST TEXAS JUNIOR COLLEGE
Statistical Supplement 2
Revenue by Source
Last Ten Fiscal Years
(Unaudited)

| | For the Fiscal Year Ended August 31, | | | | | | | | | |
|--|--------------------------------------|----------------------|----------------------|----------------------|----------------------|----------------------|----------------------|----------------------|----------------------|----------------------|
| | 2014 | 2013 | 2012 | 2011 | 2010 | 2009 | 2008 | 2007 | 2006 | 2005 |
| Tuition and Fees (Net of Discounts) | \$ 5,567,283 | \$ 5,130,032 | \$ 5,493,939 | \$ 5,930,984 | \$ 3,719,005 | \$ 4,132,832 | \$ 4,917,321 | \$ 5,532,691 | \$ 3,373,893 | \$ 3,033,901 |
| Governmental Grants and Contracts | | | | | | | | | | |
| Federal Grants and Contracts | 1,649,023 | 2,283,343 | 2,581,256 | 3,700,527 | 4,174,551 | 4,086,099 | 3,764,995 | 3,309,559 | 2,839,435 | 3,398,145 |
| State Grants and Contracts | 1,279,914 | 991,238 | 1,385,040 | 1,270,208 | 1,451,117 | 1,147,896 | 879,839 | 663,381 | 863,062 | 726,289 |
| Non-Governmental Grants and Contracts | 168,270 | 189,125 | 112,713 | 56,904 | 25,540 | 103,454 | 145,706 | 127,682 | 132,711 | 158,243 |
| Sales and services of educational activities | 23,203 | 26,819 | 22,630 | 23,556 | 24,044 | 26,299 | 24,209 | 27,722 | 27,152 | 28,484 |
| Auxiliary enterprises (Net of Discounts) | 770,428 | 887,173 | 972,184 | 2,070,432 | 2,278,908 | 2,019,967 | 1,923,731 | 1,920,838 | 1,547,658 | 1,603,979 |
| Other Operating Revenue | 1,899,408 | 1,955,008 | 1,959,051 | 1,965,962 | 1,770,344 | 1,960,895 | 1,886,021 | 1,733,216 | 1,657,717 | 1,700,089 |
| Total Operating Revenues | 11,357,529 | 11,462,738 | 12,526,813 | 15,018,573 | 13,443,509 | 13,477,442 | 13,541,822 | 13,315,089 | 10,441,628 | 10,649,130 |
| State Appropriations | 8,906,925 | 8,075,275 | 8,613,312 | 9,360,771 | 9,441,219 | 10,113,651 | 10,114,906 | 9,584,008 | 9,879,911 | 7,958,097 |
| Ad Valorem Taxes | 3,121,746 | 2,689,311 | 2,572,349 | 2,486,117 | 2,375,217 | 2,039,186 | 1,845,476 | 1,843,045 | 1,614,528 | 1,448,099 |
| Federal Revenue, Non-operating | 11,080,630 | 12,737,968 | 12,243,611 | 15,038,509 | 15,565,999 | 9,401,077 | 6,636,804 | 6,308,389 | 7,867,429 | 8,241,287 |
| Investment income | 44,993 | 68,390 | 73,443 | 71,539 | 97,442 | 96,889 | 280,930 | 622,569 | 255,958 | 115,469 |
| Other non-operating revenues | 1,088,287 | 115,399 | 67,210 | 101,293 | 67,630 | 105,064 | 102,484 | - | - | 0 |
| Total Non-Operating Revenues | 24,242,581 | 23,686,343 | 23,569,925 | 27,058,229 | 27,547,507 | 21,755,867 | 18,980,600 | 18,358,011 | 19,617,826 | 17,762,952 |
| Total Revenues | \$ 35,600,110 | \$ 35,149,081 | \$ 36,096,738 | \$ 42,076,802 | \$ 40,991,016 | \$ 35,233,309 | \$ 32,522,422 | \$ 31,673,100 | \$ 30,059,454 | \$ 28,412,082 |

| | For the Fiscal Year Ended August 31, | | | | | | | | | |
|--|--------------------------------------|----------------|----------------|----------------|----------------|----------------|----------------|----------------|----------------|----------------|
| | 2014 | 2013 | 2012 | 2011 | 2010 | 2009 | 2008 | 2007 | 2006 | 2005 |
| Tuition and Fees (Net of Discounts) | 15.64% | 14.60% | 15.22% | 14.10% | 9.07% | 11.73% | 15.12% | 17.47% | 11.22% | 10.68% |
| Governmental Grants and Contracts | | | | | | | | | | |
| Federal Grants and Contracts | 4.63% | 6.50% | 7.15% | 8.79% | 10.18% | 11.60% | 11.58% | 10.45% | 9.45% | 11.96% |
| State Grants and Contracts | 3.60% | 2.82% | 3.84% | 3.02% | 3.54% | 3.26% | 2.71% | 2.09% | 2.87% | 2.56% |
| Non-Governmental Grants and Contracts | 0.47% | 0.54% | 0.31% | 0.14% | 0.06% | 0.29% | 0.45% | 0.40% | 0.44% | 0.56% |
| Sales and services of educational activities | 0.07% | 0.08% | 0.06% | 0.06% | 0.06% | 0.07% | 0.07% | 0.09% | 0.09% | 0.10% |
| Auxiliary enterprises | 2.16% | 2.52% | 2.69% | 4.92% | 5.56% | 5.73% | 5.92% | 6.06% | 5.15% | 5.65% |
| Other Operating Revenue | 5.34% | 5.56% | 5.43% | 4.67% | 4.32% | 5.57% | 5.80% | 5.47% | 5.51% | 5.98% |
| Total Operating Revenues | 31.90% | 32.61% | 34.70% | 35.69% | 32.80% | 38.25% | 41.64% | 42.04% | 34.74% | 37.48% |
| State Appropriations | 25.02% | 22.97% | 23.86% | 22.25% | 23.03% | 28.70% | 31.10% | 30.26% | 32.87% | 28.01% |
| Ad Valorem Taxes | 8.77% | 7.65% | 7.13% | 5.91% | 5.79% | 5.79% | 5.67% | 5.82% | 5.37% | 5.10% |
| Federal Revenue, Non-operating | 31.13% | 36.24% | 33.92% | 35.74% | 37.97% | 26.68% | 20.41% | 19.92% | 26.17% | 29.01% |
| Investment income | 0.13% | 0.19% | 0.20% | 0.17% | 0.24% | 0.27% | 0.86% | 1.97% | 0.85% | 0.41% |
| Other non-operating revenues | 3.06% | 0.33% | 0.19% | 0.24% | 0.16% | 0.30% | 0.32% | 0.00% | 0.00% | 0.00% |
| Total Non-Operating Revenues | 68.10% | 67.39% | 65.30% | 64.31% | 67.20% | 61.75% | 58.36% | 57.96% | 65.26% | 62.52% |
| Total Revenues | 100.00% | 100.00% | 100.00% | 100.00% | 100.00% | 100.00% | 100.00% | 100.00% | 100.00% | 100.00% |

SOUTHWEST TEXAS JUNIOR COLLEGE
Statistical Supplement 3
Program Expense by Function
Last Ten Fiscal Years
(Unaudited)

| | For the Fiscal Year Ended August 31, | | | | | | | | | |
|-------------------------------------|--------------------------------------|----------------------|----------------------|----------------------|----------------------|----------------------|----------------------|----------------------|----------------------|----------------------|
| | 2014 | 2013 | 2012 | 2011 | 2010 | 2009 | 2008 | 2007 | 2006 | 2005 |
| Instruction | \$ 12,385,581 | \$ 12,166,721 | \$ 11,910,414 | \$ 12,484,217 | \$ 12,349,906 | \$ 11,539,955 | \$ 11,389,564 | \$ 10,576,180 | \$ 10,151,621 | \$ 9,925,065 |
| Public service | 1,175,159 | 1,151,997 | 1,511,783 | 2,068,587 | 2,075,941 | 1,808,083 | 1,539,084 | 1,664,383 | 1,530,040 | 1,950,501 |
| Academic support | 2,835,344 | 2,835,240 | 3,008,190 | 2,787,990 | 2,693,002 | 2,342,428 | 2,465,644 | 2,494,815 | 2,380,994 | 2,028,800 |
| Student services | 2,729,763 | 2,978,274 | 2,929,304 | 3,451,245 | 3,210,434 | 2,242,411 | 2,135,536 | 2,462,228 | 2,132,291 | 2,405,814 |
| Institutional support | 5,085,854 | 4,816,132 | 4,456,411 | 4,238,281 | 3,481,474 | 3,707,149 | 3,778,780 | 3,334,844 | 3,197,701 | 2,454,920 |
| Operation and maintenance of plant | 3,329,945 | 3,401,842 | 3,699,346 | 3,769,594 | 3,968,955 | 3,865,770 | 4,053,378 | 3,710,069 | 3,676,253 | 2,720,929 |
| Scholarships and fellowships | 4,220,402 | 4,802,594 | 5,275,942 | 8,171,634 | 7,792,456 | 5,011,267 | 3,561,580 | 3,274,153 | 3,270,079 | 4,204,569 |
| Auxiliary enterprises | 1,370,996 | 1,404,080 | 1,675,472 | 2,757,928 | 2,984,306 | 2,659,229 | 2,619,667 | 2,841,246 | 2,789,801 | 2,600,247 |
| Depreciation | 865,463 | 818,353 | 823,623 | 759,582 | 743,353 | 709,187 | 625,426 | 516,034 | 494,589 | 489,819 |
| Total Operating Expenses | 33,998,507 | 34,375,233 | 35,290,485 | 40,489,058 | 39,299,827 | 33,885,479 | 32,168,659 | 30,873,952 | 29,623,369 | 28,780,664 |
| Interest on capital related debt | 826,442 | 676,830 | 383,417 | 384,648 | 420,862 | 421,715 | 363,546 | 580,416 | 41,924 | 12,315 |
| Other non-operating expense | 336,206 | 253,520 | 180,512 | 128,807 | 85,310 | 105,360 | 110,559 | 107,419 | 96,412 | 82,612 |
| Total Non-Operating Expenses | 1,162,648 | 930,350 | 563,929 | 513,455 | 506,172 | 527,075 | 474,105 | 687,835 | 138,336 | 94,927 |
| Total Expenses | \$ 35,161,155 | \$ 35,305,583 | \$ 35,854,414 | \$ 41,002,513 | \$ 39,805,999 | \$ 34,412,554 | \$ 32,642,764 | \$ 31,561,787 | \$ 29,761,705 | \$ 28,875,591 |

| | For the Fiscal Year Ended August 31, | | | | | | | | | |
|-------------------------------------|--------------------------------------|----------------|----------------|----------------|----------------|----------------|----------------|----------------|----------------|----------------|
| | 2014 | 2013 | 2012 | 2011 | 2010 | 2009 | 2008 | 2007 | 2006 | 2005 |
| Instruction | 35.23% | 34.46% | 33.22% | 30.45% | 31.03% | 33.53% | 34.89% | 33.51% | 34.11% | 34.37% |
| Public service | 3.34% | 3.26% | 4.22% | 5.05% | 5.22% | 5.25% | 4.71% | 5.27% | 5.14% | 6.75% |
| Academic support | 8.06% | 8.03% | 8.39% | 6.80% | 6.77% | 6.81% | 7.55% | 7.90% | 8.00% | 7.03% |
| Student services | 7.76% | 8.44% | 8.17% | 8.42% | 8.07% | 6.52% | 6.54% | 7.80% | 7.16% | 8.33% |
| Institutional support | 14.46% | 13.64% | 12.43% | 10.34% | 8.75% | 10.77% | 11.58% | 10.57% | 10.74% | 8.50% |
| Operation and maintenance of plant | 9.47% | 9.64% | 10.32% | 9.19% | 9.97% | 11.23% | 12.42% | 11.75% | 12.35% | 9.42% |
| Scholarships and fellowships | 12.00% | 13.60% | 14.71% | 19.93% | 19.58% | 14.56% | 10.91% | 10.37% | 10.99% | 14.56% |
| Auxiliary enterprises | 3.90% | 3.98% | 4.67% | 6.73% | 7.50% | 7.73% | 8.03% | 9.00% | 9.37% | 9.01% |
| Depreciation | 2.46% | 2.32% | 2.30% | 1.85% | 1.87% | 2.06% | 1.92% | 1.63% | 1.66% | 1.70% |
| Total Operating Expenses | 96.69% | 97.36% | 98.43% | 98.75% | 98.73% | 98.47% | 98.55% | 97.82% | 99.54% | 99.67% |
| Interest on capital related debt | 2.35% | 1.92% | 1.07% | 0.94% | 1.06% | 1.23% | 1.11% | 1.84% | 0.14% | 0.04% |
| Other non-operating expense | 0.96% | 0.72% | 0.50% | 0.31% | 0.21% | 0.31% | 0.34% | 0.34% | 0.32% | 0.29% |
| Total Non-Operating Expenses | 3.31% | 2.64% | 1.57% | 1.25% | 1.27% | 1.53% | 1.45% | 2.18% | 0.46% | 0.33% |
| Total Expenses | 100.00% | 100.00% | 100.00% | 100.00% | 100.00% | 100.00% | 100.00% | 100.00% | 100.00% | 100.00% |

SOUTHWEST TEXAS JUNIOR COLLEGE
Statistical Supplement 4
Tuition and Fees
Last Ten Academic Years
(Unaudited)

| |
|--|
| Resident |
| Fees per Semester Credit Hour (SCH) |

| Academic Year | Registration Fee | In-District Tuition | Out-of-District Fee | Technology Fees | Building Use Fees | Cost for 12 SCH In-District | Cost for 12 SCH Out-of-District | Increase from Prior Year In-District | Increase from Prior Year Out-of-District |
|--------------------|------------------|---------------------|---------------------|-----------------|-------------------|-----------------------------|---------------------------------|--------------------------------------|--|
| | | | | | | | | | |
| 2014 \$ | 8.25 \$ | 57.00 \$ | 53.00 \$ | 8.00 \$ | 13.00 \$ | 1,035.00 \$ | 1,671.00 | 0.00% | 0.00% |
| 2013 | 8.25 | 57.00 | 53.00 | 8.00 | 13.00 | 1,035.00 | 1,671.00 | 6.15% | 7.32% |
| 2012 | 8.25 | 55.00 | 48.50 | 5.00 | 13.00 | 975.00 | 1,557.00 | 0.00% | 0.00% |
| Summer I & II 2011 | 8.25 | 55.00 | 48.50 | 5.00 | 13.00 | 975.00 | 1,557.00 | 13.64% | 22.41% |
| Fall & Spring 2011 | 8.25 | 48.00 | 34.50 | 5.00 | 10.25 | 858.00 | 1,272.00 | 4.38% | 2.91% |
| 2010 | 8.25 | 48.00 | 34.50 | 5.00 | 7.25 | 822.00 | 1,236.00 | 6.06% | 9.48% |
| 2009 | 8.25 | 46.00 | 31.50 | 5.00 | 7.25 | 775.00 | 1,129.00 | 0.00% | 0.00% |
| 2008 | 8.25 | 43.00 | 29.50 | 5.00 | 7.25 | 775.00 | 1,129.00 | 12.32% | 14.39% |
| 2007 | 8.25 | 39.00 | 24.75 | 3.00 | 7.25 | 690.00 | 987.00 | 26.37% | 22.30% |
| 2006 | 8.25 | 29.00 | 21.75 | 1.00 | 7.25 | 546.00 | 807.00 | 2.25% | 1.51% |
| 2005 | 8.25 | 29.00 | 21.75 | 1.00 | 6.25 | 534.00 | 795.00 | 4.71% | 12.29% |

| |
|--|
| Non-Resident |
| Fees per Semester Credit Hour (SCH) |

| Academic Year | Registration Fee | Non-Resident Tuition Out-of-State | Technology Fees | Building Use Fees | Cost for 12 SCH Out-of-State | Increase from Prior Year Out-of-State |
|--------------------|------------------|-----------------------------------|-----------------|-------------------|------------------------------|---------------------------------------|
| | | | | | | |
| 2014 \$ | 8.25 \$ | 140.00 \$ | 8.00 \$ | 13.00 \$ | 2,031.00 | 0.00% |
| 2013 | 8.25 | 140.00 | 8.00 | 13.00 | 2,031.00 | 15.73% |
| 2012 | 8.25 | 120.00 | 5.00 | 13.00 | 1,755.00 | 0.00% |
| Summer I & II 2011 | 8.25 | 120.00 | 5.00 | 13.00 | 1,755.00 | 23.42% |
| Fall & Spring 2011 | 8.25 | 95.00 | 5.00 | 10.25 | 1,422.00 | 2.60% |
| 2010 | 8.25 | 95.00 | 5.00 | 7.25 | 1,386.00 | 3.51% |
| 2009 | 8.25 | 90.00 | 5.00 | 7.25 | 1,339.00 | 0.00% |
| 2008 | 8.25 | 90.00 | 5.00 | 7.25 | 1,339.00 | 26.08% |
| 2007 | 8.25 | 70.00 | 3.00 | 7.25 | 1,062.00 | 15.69% |
| 2006 | 8.25 | 60.00 | 1.00 | 7.25 | 918.00 | 1.32% |
| 2005 | 8.25 | 60.00 | 1.00 | 6.25 | 906.00 | 0.00% |

Note: Includes basic enrollment tuition and fees but excludes course based fees such as laboratory fees, testing fees and certification fees.

SOUTHWEST TEXAS JUNIOR COLLEGE
Statistical Supplement 5
Assessed Value and Taxable Assessed Value of Property
Last Ten Fiscal Years
(Unaudited)

| Direct Rate | | | | | | | |
|-------------|--------------------------------------|---------------------|------------------------------------|--|---------------------------------------|------------------------|--------------|
| Fiscal Year | Assessed Valuation of Property | Less: Exemptions | Taxable Assessed Value (TAV) | Ratio of Taxable Assessed Value to Assessed Value | Maintenance & Operations (a) | Debt Service (a) | Total (a) |
| 2013-14 | \$ 2,403,429,373 | \$ 6,214,612 | \$ 2,397,214,761 | 99.74% | \$ 0.13 | \$ - | \$ 0.13 |
| 2012-13 | 2,058,839,802 | 7,358,719 | 2,051,481,083 | 99.64% | 0.13 | - | 0.13 |
| 2011-12 | 1,965,266,998 | 13,892,409 | 1,951,374,589 | 99.29% | 0.13 | - | 0.13 |
| 2010-11 | 1,916,219,239 | 5,541,642 | 1,910,677,597 | 99.71% | 0.13 | - | 0.13 |
| 2009-10 | 1,843,114,815 | 7,817,048 | 1,835,297,767 | 99.58% | 0.13 | - | 0.13 |
| 2008-09 | 1,812,568,169 | 4,270,010 | 1,808,298,159 | 99.76% | 0.11 | - | 0.11 |
| 2007-08 | 1,675,745,594 | 1,802,289 | 1,673,943,305 | 99.89% | 0.11 | - | 0.11 |
| 2006-07 | 1,570,255,446 | 4,662,012 | 1,565,593,434 | 99.70% | 0.11 | - | 0.11 |
| 2005-06 | 1,443,317,414 | 2,874,294 | 1,440,443,120 | 99.80% | 0.11 | - | 0.11 |
| 2004-05 | 1,306,723,643 | 8,009,032 | 1,298,714,611 | 99.39% | 0.11 | - | 0.11 |

Source: Local Appraisal Districts

Notes: Property is assessed at full market value

(a) per \$100 Taxable Assessed Valuation

SOUTHWEST TEXAS JUNIOR COLLEGE
Statistical Supplement 6
State Appropriation per FTSE and Contact Hour
Last Ten Fiscal Years
(Unaudited)

| Fiscal Year | Appropriation per FTSE | | | Appropriation per Contact Hour | | | |
|-------------|------------------------|----------|------------------------------|--------------------------------|----------------------------|---------------------|--------------------------------------|
| | State Appropriation* | FTSE (a) | State Appropriation per FTSE | Academic Contact Hours (a) | Voc/Tech Contact Hours (a) | Total Contact Hours | State Appropriation per Contact Hour |
| 2013-14 | \$ 7,311,744 | 7,887 | \$ 927.06 | 1,567,952 | 480,736 | 2,048,688 | \$ 3.57 |
| 2012-13 | 6,422,513 | 8,523 | 753.55 | 1,713,424 | 488,640 | 2,202,064 | 2.92 |
| 2011-12 | 7,304,514 | 8,788 | 831.19 | 1,690,688 | 498,128 | 2,188,816 | 3.34 |
| 2010-11 | 7,153,135 | 10,028 | 713.32 | 1,923,424 | 544,000 | 2,467,424 | 2.90 |
| 2009-10 | 7,221,296 | 9,849 | 733.20 | 1,889,904 | 520,672 | 2,410,576 | 3.00 |
| 2008-09 | 7,704,531 | 8,519 | 904.39 | 1,621,477 | 438,704 | 2,060,181 | 3.74 |
| 2007-08 | 7,704,532 | 8,029 | 959.59 | 1,530,320 | 454,736 | 1,985,056 | 3.88 |
| 2006-07 | 7,704,532 | 8,204 | 939.12 | 1,582,855 | 455,808 | 2,038,663 | 3.78 |
| 2005-06 | 7,704,532 | 8,454 | 911.35 | 1,631,944 | 463,776 | 2,095,720 | 3.68 |
| 2004-05 | 6,298,364 | 8,867 | 710.32 | 1,718,906 | 470,070 | 2,188,976 | 2.88 |

Notes:

*Includes appropriation for education and general state support

FTSE is defined as the number of full time students plus total hours taken by part-time students divided by 12

(a) Source CBM001

SOUTHWEST TEXAS JUNIOR COLLEGE
Statistical Supplement 7
Principal Taxpayers
Last Ten Tax Years
(Unaudited)

| Taxpayer | Taxable Assessed Value (TAV) by Tax Year | | | | | | | | | |
|-------------------------------------|--|------------------|------------------|------------------|------------------|------------------|------------------|------------------|------------------|------------------|
| | 2014 | 2013 | 2012 | 2011 | 2010 | 2009 | 2008 | 2007 | 2006 | 2005 |
| Southwestern Bell Telephone Company | \$ - | \$ - | \$ - | \$ 12,345,904 | \$ 14,103,191 | \$ 9,824,125 | \$ 11,403,465 | \$ 10,989,160 | \$ 11,199,690 | \$ 10,814,330 |
| Bailey Four Canyon Ranch Prop Ltd | 16,204,800 | 15,979,010 | 16,030,244 | 16,138,063 | | | | | | |
| Chesapeake Operating / MIDCON | | 58,046,498 | 12,972,585 | | | | | | | |
| DCP Sand Hills Pipeline | 30,872,680 | | | | | | | | | |
| Del Monte Foods | 21,945,890 | 22,656,400 | 17,220,550 | 22,209,541 | 21,868,060 | 21,868,060 | | | | |
| Exco Operating Company Inc | 309,197,760 | | | | | | | | | |
| Sage Energy | | | | | | 15,741,230 | | | | |
| Lone Star NGL Pipeline LP | | 17,325,720 | | | | | | | | |
| Texas American Resources | | | | 8,823,811 | | 13,850,880 | | | | |
| Dan Hughes and Co. | | 13,596,602 | | | | | | | | |
| Vulcan Construction Materials | | | 7,518,025 | 7,901,360 | 8,116,360 | 9,752,800 | 8,396,820 | 7,342,860 | 7,500,990 | 6,495,800 |
| Briscoe Ranch Inc. | | | 8,553,949 | 10,376,612 | 9,773,262 | 9,958,117 | 8,172,035 | 8,216,849 | 7,803,122 | 7,730,502 |
| Wal-Mart Stores Texas LP | 16,153,152 | 15,768,379 | 15,718,065 | 16,048,422 | 17,094,269 | 17,346,553 | 17,166,499 | 17,837,964 | 18,503,555 | |
| General Tire Inc | | | | 6,699,108 | 7,863,003 | 7,905,340 | 5,542,708 | 4,988,323 | | 5,122,433 |
| First State Bank of Uvalde | | | | | 5,729,035 | | 5,875,736 | 6,157,146 | 5,793,588 | 3,987,634 |
| Trinidad Drilling | 31,150,000 | | | | | | | | | |
| Umphey Family Ltd. Partnership | | | | 5,895,907 | 5,730,269 | | | | | |
| Union Pacific Railroad | 27,986,530 | 25,125,547 | 22,663,091 | 17,983,340 | 16,659,470 | 14,746,250 | 13,511,620 | 13,064,480 | 9,494,000 | 9,559,810 |
| H E Butt Grocery Company | | | | | | | | | | 4,091,285 |
| Williamson Dickie MFG Co | 9,110,488 | | 11,888,716 | 8,327,822 | 7,588,377 | 7,592,209 | | 5,353,020 | 6,794,943 | 6,934,264 |
| AEP Texas Central Co | 46,935,851 | 33,774,866 | 28,057,165 | 17,652,091 | 18,175,900 | 11,445,590 | 7,807,100 | 11,184,090 | 9,426,300 | 8,565,780 |
| CML Exploration LLC | | 24,518,473 | 21,972,721 | | | | | | | |
| Chaparrosa Enterprises, LP | | | | 9,458,093 | 8,181,466 | 8,260,913 | 8,165,895 | 8,009,617 | | |
| Martin Marietta Materials | 17,517,567 | 30,205,588 | 11,424,154 | 7,761,830 | 9,465,000 | 8,112,850 | 7,743,100 | 7,135,380 | 8,176,160 | 3,738,190 |
| Raul Gomez and Enrique Davila | | | | | | | 27,890,224 | | | |
| | \$ 527,074,718 | \$ 256,997,083 | \$ 174,019,265 | \$ 167,621,904 | \$ 150,347,662 | \$ 156,404,917 | \$ 121,675,202 | \$ 100,278,889 | \$ 84,692,348 | \$ 67,040,028 |
| Total Taxable Assessed Value | \$ 2,397,214,761 | \$ 2,051,481,083 | \$ 1,951,374,589 | \$ 1,910,677,597 | \$ 1,835,297,767 | \$ 1,808,298,159 | \$ 1,673,943,305 | \$ 1,565,593,434 | \$ 1,440,443,120 | \$ 1,298,714,611 |

| Taxpayer | % of Taxable Assessed Value (TAV) by Tax Year | | | | | | | | | |
|-------------------------------------|---|--------|-------|-------|-------|-------|-------|-------|-------|-------|
| | 2014 | 2013 | 2012 | 2011 | 2010 | 2009 | 2008 | 2007 | 2006 | 2005 |
| Southwestern Bell Telephone Company | | | | 0.65% | 0.77% | 0.54% | 0.68% | 0.70% | 0.78% | 0.83% |
| Bailey Four Canyon Ranch Prop Ltd | 0.68% | 0.78% | 0.82% | 0.84% | | | | | | |
| Chesapeake Operating / MIDCON | | 2.83% | 0.66% | | | | | | | |
| DCP Sand Hills Pipeline | 1.29% | | | | | | | | | |
| Del Monte Foods | 0.92% | 1.10% | 0.88% | 1.16% | 1.19% | 1.21% | | | | |
| Exco Operating Company Inc | 12.90% | | | | | | | | | |
| Sage Energy | | | | | | 0.87% | | | | |
| Lone Star NGL Pipeline LP | | 0.84% | | | | | | | | |
| Texas American Resources | | | | 0.46% | | 0.77% | | | | |
| Dan Hughes and Co. | | 0.66% | | | | | | | | |
| Vulcan Construction Materials | | | 0.39% | 0.41% | 0.44% | 0.54% | 0.50% | 0.47% | 0.52% | 0.50% |
| Briscoe Ranch Inc. | | | 0.44% | 0.54% | 0.53% | 0.55% | 0.49% | 0.52% | 0.54% | 0.60% |
| Wal-Mart Stores Texas LP | 0.67% | 0.77% | 0.81% | 0.84% | 0.93% | 0.96% | 1.03% | 1.14% | 1.28% | |
| General Tire Inc | | | | 0.35% | 0.43% | 0.44% | 0.33% | 0.32% | | 0.39% |
| First State Bank of Uvalde | | | | | 0.31% | | 0.35% | 0.39% | 0.40% | 0.31% |
| Trinidad Drilling | 1.30% | | | | | | | | | |
| Umphey Family Ltd. Partnership | | | | 0.31% | 0.31% | | | | | |
| Union Pacific Railroad | 1.17% | 1.22% | 1.16% | 0.94% | 0.91% | 0.82% | 0.81% | 0.83% | 0.66% | 0.74% |
| H E Butt Grocery Company | | | | | | | | | | 0.32% |
| Williamson Dickie MFG Co | 0.38% | | 0.61% | 0.44% | 0.41% | 0.42% | | 0.34% | 0.47% | 0.53% |
| AEP Texas Central Co | 1.96% | 1.65% | 1.44% | 0.92% | 0.99% | 0.63% | 0.47% | 0.71% | 0.65% | 0.66% |
| CML Exploration LLC | | 1.20% | 1.13% | | | | | | | |
| Chaparrosa Enterprises, LP | | | | 0.50% | 0.45% | 0.46% | 0.49% | 0.51% | | |
| Martin Marietta Materials | 0.73% | 1.47% | 0.59% | 0.41% | 0.52% | 0.45% | 0.46% | 0.46% | 0.57% | 0.29% |
| Raul Gomez and Enrique Davila | | | | | | | 1.67% | | | |
| Totals | 21.99% | 12.53% | 8.92% | 8.77% | 8.19% | 8.65% | 7.27% | 6.41% | 5.88% | 5.16% |

SOUTHWEST TEXAS JUNIOR COLLEGE
Statistical Supplement 8
Property Tax Levies and Collections
Last Ten Fiscal Years
(Unaudited)

| Fiscal Year Ended August 31, | Levy (a) | Cumulative Levy Adjustments | Adjusted Tax Levy (b) | Collections Year of Levy (c) | Percentage | Prior Collections of Prior Levies (d) | Current Collections of Prior Levies (e) | Total Collections (c+d+e) | Cumulative Collections of Adjusted Levy |
|-------------------------------------|-----------------|------------------------------------|------------------------------|-------------------------------------|-------------------|--|--|----------------------------------|--|
| 2014 | \$ 3,066,916 | \$ (11,332) | \$ 3,055,584 | \$ 2,925,733 | 95.75% | \$ - | \$ 111,799 | \$ 3,037,532 | 99.41% |
| 2013 | 2,600,402 | 2,744 | 2,603,146 | 2,499,072 | 96.00% | - | 127,025 | 2,626,097 | 100.88% |
| 2012 | 2,501,500 | (12,279) | 2,489,221 | 2,372,315 | 95.30% | - | 108,338 | 2,480,653 | 99.66% |
| 2011 | 2,421,647 | - | 2,421,647 | 2,297,451 | 94.87% | - | 85,159 | 2,382,610 | 98.39% |
| 2010 | 2,315,903 | (100) | 2,315,803 | 2,196,203 | 94.84% | - | 97,826 | 2,294,029 | 99.06% |
| 2009 | 1,983,622 | - | 1,983,622 | 1,866,202 | 94.08% | - | 85,996 | 1,952,198 | 98.42% |
| 2008 | 1,800,038 | - | 1,800,038 | 1,729,130 | 96.06% | - | 89,650 | 1,818,780 | 101.04% |
| 2007 | 1,799,937 | - | 1,799,937 | 1,689,185 | 93.85% | - | 50,311 | 1,739,496 | 96.64% |
| 2006 | 1,575,444 | - | 1,575,444 | 1,480,404 | 93.97% | - | 60,409 | 1,540,813 | 97.80% |
| 2005 | 1,374,191 | - | 1,374,191 | 1,331,294 | 96.88% | - | 63,537 | 1,394,831 | 101.50% |

Source: Local Tax Assessor/Collector and District records.

(a) As reported in notes to the financial statements for the year of the levy.

(b) As of August 31 of the current reporting year.

(c) Property tax only - does not include penalties and interest.

(d) Represents cumulative collections of prior years not collected in the current year or the year of the tax levy.

(e) Represents current year collections of prior years levies.

Total Collections = c + d + e

SOUTHWEST TEXAS JUNIOR COLLEGE
Statistical Supplement 9
Ratios of Outstanding Debt
Last Ten Fiscal Years
(Unaudited)

For the Year Ended August 31,

| | 2014 | 2013 | 2012 | 2011 | 2010 | 2009 | 2008 | 2007 | 2006 | 2005 |
|---|---------------|---------------|---------------|--------------|--------------|--------------|--------------|--------------|---------------|--------------|
| General Bonded Debt | | | | | | | | | | |
| General obligation bonds | \$ - | \$ - | \$ - | \$ - | \$ - | \$ - | \$ - | \$ - | \$ - | \$ - |
| Notes | - | - | - | - | - | - | - | - | - | - |
| Less: Funds restricted for debt service | - | - | - | - | - | - | - | - | - | - |
| Net general bonded debt | - | - | - | - | - | - | - | - | - | - |
| Other debt | | | | | | | | | | |
| Revenue bonds | 24,962,257 | 15,245,000 | 7,990,000 | 8,225,000 | 8,450,000 | 8,665,000 | 8,870,000 | 9,000,000 | 9,000,000 | - |
| Notes | 2,840,987 | 3,132,278 | 3,132,278 | 718,984 | 832,741 | 944,624 | 834,000 | 918,000 | 1,000,000 | 876,166 |
| Capital lease obligations | 18,173 | 58,276 | 302,434 | 536,685 | 153,522 | - | 13,807 | 67,778 | 119,293 | 168,864 |
| Total Outstanding Debt | \$ 27,821,417 | \$ 18,435,554 | \$ 11,424,712 | \$ 9,480,669 | \$ 9,436,263 | \$ 9,609,624 | \$ 9,717,807 | \$ 9,985,778 | \$ 10,119,293 | \$ 1,045,030 |
| General Bonded Debt Ratios | | | | | | | | | | |
| Per Capita | - | - | - | - | - | - | - | - | - | - |
| Per FTSE | - | - | - | - | - | - | - | - | - | - |
| As a percentage of Taxable Assessed Value | - | - | - | - | - | - | - | - | - | - |
| Total Outstanding Debt Ratios | | | | | | | | | | |
| Per Capita | \$ 656 | \$ 445 | \$ 276 | \$ 231 | \$ 229 | \$ 228 | \$ 233 | \$ 239 | \$ 242 | \$ 25 |
| Per FTSE | 3,528 | 2,098 | 1,030 | 1,208 | 1,268 | 1,089 | 1,080 | 1,145 | 1,219 | 134 |
| As a percentage of Taxable Assessed Value | 1.16% | 0.96% | 0.62% | 0.52% | 0.56% | 0.61% | 0.67% | 0.77% | 0.82% | 0.09% |

Notes: Ratios calculated using population and TAV from current year. Debt per student calculated using full-time equivalent enrollment.

SOUTHWEST TEXAS JUNIOR COLLEGE
Statistical Supplement 10
Legal Debt Margin Information
Last Ten Fiscal Years
(Unaudited)

For the Year Ended August 31,

| | 2014 | 2013 | 2012 | 2011 | 2010 | 2009 | 2008 | 2007 | 2006 | 2005 |
|--|------------------|------------------|------------------|------------------|------------------|------------------|------------------|------------------|------------------|------------------|
| Taxable Assessed Value | \$ 2,403,429,373 | \$ 2,058,839,802 | \$ 1,965,266,998 | \$ 1,951,374,589 | \$ 1,910,677,597 | \$ 1,835,297,767 | \$ 1,673,943,305 | \$ 1,565,593,434 | \$ 1,440,443,120 | \$ 1,298,714,611 |
| General Obligation Bonds | | | | | | | | | | |
| Statutory Tax Levy Limit for Debt Service | 12,017,147 | 10,294,199 | 9,826,335 | 9,756,873 | 9,553,388 | 9,176,489 | 8,369,717 | 7,827,967 | 7,202,216 | 6,493,573 |
| Less Funds Restricted for Repayment of General Obligation Bonds | - | - | - | - | - | - | - | - | - | - |
| Total Net General Obligation Debt | 12,017,147 | 10,294,199 | 9,826,335 | 9,756,873 | 9,553,388 | 9,176,489 | 8,369,717 | 7,827,967 | 7,202,216 | 6,493,573 |
| Current Year Debt Service Requirements | - | - | - | - | - | - | - | - | - | - |
| Excess of Statutory Limit for Debt Service over Current Requirements | \$ 12,017,147 | \$ 10,294,199 | \$ 9,826,335 | \$ 9,756,873 | \$ 9,553,388 | \$ 9,176,489 | \$ 8,369,717 | \$ 7,827,967 | \$ 7,202,216 | \$ 6,493,573 |
| Net Current Requirement as a % of Statutory Limit | 0.00% | 0.00% | 0.00% | 0.00% | 0.00% | 0.00% | 0.00% | 0.00% | 0.00% | 0.00% |

Note: Texas Education Code Section 130.122 limits the debt service of community colleges to \$0.50 per hundred dollars taxable assessed valuation.

SOUTHWEST TEXAS JUNIOR COLLEGE
Statistical Supplement 11
Pledged Revenue Coverage
Last Ten Fiscal Years
(unaudited)

Revenue Bonds

| Fiscal Year Ended August 31 | Pledged Revenues | | | | | | | | | | Debt Service Requirements | | | |
|--------------------------------|------------------|----------------|-------------------|-----------------|--------------------------|-----------------|--------------------|-------------|---------|-----------|---------------------------|-------|----------------|--|
| | Tuition | Technology Fee | Registration Fees | Laboratory Fees | Community Education Fees | Interest Income | Vending Commission | Dorm Rental | Total | Principal | Interest | Total | Coverage Ratio | |
| 2014 | \$ - | \$ - | \$ - | \$ - | \$ - | \$ - | \$ - | \$ - | \$ - | \$ - | \$ - | \$ - | \$ - | |
| 2013 | - | - | - | - | - | - | - | - | - | - | - | - | - | |
| 2012 | - | - | - | - | - | - | - | - | - | - | - | - | - | |
| 2011 | - | - | - | - | - | - | - | - | - | - | - | - | - | |
| 2010 | 256,130 | - | - | - | - | - | - | - | 256,130 | - | - | - | - | |
| 2009 | 460,988 | - | - | - | - | - | - | - | 460,988 | - | - | - | - | |
| 2008 | 65,908 | - | - | - | - | - | - | - | 65,908 | * | - | - | - | |
| 2007 | 35,138 | - | - | - | - | - | - | - | 35,138 | * | - | - | - | |
| 2006 | - | - | - | - | - | - | - | - | - | - | - | - | - | |
| 2005 | - | - | - | - | - | - | - | - | - | - | - | - | - | |

*Debt service provided by unexpended bond proceeds in 2007 and 2008, pledged revenues to reserve

SOUTHWEST TEXAS JUNIOR COLLEGE
Statistical Supplement 12
Demographic and Economic Statistics - Taxing District
Last Ten Fiscal Years

| Calendar Year | *District Population | District Personal Income (\$1,000's) | District Personal Income per Capita | District Unemployment Rate |
|----------------------|-----------------------------|---|--|-----------------------------------|
| 2013 | 42,432 | ** | ** | 9.6% |
| 2012 | 41,391 | 1,288,956 | 31,141 | 9.4% |
| 2011 | 41,391 | 1,211,599 | 28,978 | 10.3% |
| 2010 | 41,391 | 1,126,577 | 27,138 | 10.2% |
| 2009 | 41,321 | 1,069,385 | 26,056 | 9.0% |
| 2008 | 41,014 | 1,061,127 | 25,773 | 6.8% |
| 2007 | 41,211 | 965,934 | 23,455 | 6.4% |
| 2006 | 41,181 | 891,254 | 21,629 | 7.2% |
| 2005 | 40,993 | 865,991 | 21,077 | 7.2% |
| 2004 | 40,762 | 827,341 | 20,251 | 8.2% |

**Not available (US Bureau of Economic Analysis income reports lag one year behind census estimates)

*U.S. Census Bureau latest data in 2010, 2013 is estimate

Sources

Population: Census

Income: US Bureau of Econ Analysis

Unemployment: TWC & Bureau of Labor Statistics

Taxing District: Real, Uvalde, and Zavala Co.

SOUTHWEST TEXAS JUNIOR COLLEGE
Statistical Supplement 13
Principal Employers
Current Fiscal Year
(Unaudited)

| Employer | Number of Employees | % of Total Employment* |
|--|----------------------------|-------------------------------|
| Del Monte Foods | 500-999 | 4% |
| American Medical Home Health Svc | 100-499 | 2% |
| Amistad Nursing and Rehab Ctr | 100-499 | 2% |
| Friends of the Frio | 100-499 | 2% |
| HEB Foods (Uvalde) | 100-499 | 2% |
| Sabinal High School | 100-499 | 2% |
| Southwest Texas Junior College | 100-499 | 2% |
| Statewide Transport | 100-499 | 2% |
| United Stationers Supply Co. | 100-499 | 2% |
| Uvalde County | 100-499 | 2% |
| Uvalde High School | 100-499 | 2% |
| Uvalde Memorial Hospital | 100-499 | 2% |
| Wal-Mart Supercenter (Uvalde) | 100-499 | 2% |
| Williamson-Dickie Mfg Co | 100-499 | 2% |
| <hr/> | | |
| Labor force (average of monthly estimates, Oct 2013-Sept 2014) | | |
| <hr/> | | |

Sources:

Texas Workforce Commission

Socrates Employer Search

*Exact number of employees is confidential and not available.

**Percentages based on midpoint of interval

SOUTHWEST TEXAS JUNIOR COLLEGE
Statistical Supplement 14
Faculty, Staff, and Administrators Statistics
Last Ten Fiscal years
(Unaudited)

| | | Fall Semester* | | | | | | | | | |
|---------------------------------|--------------|-----------------------|-------------|-------------|-------------|-------------|-------------|-------------|-------------|-------------|-------------|
| | | 2013 | 2012 | 2011 | 2010 | 2009 | 2008 | 2007 | 2006 | 2005 | 2004 |
| Faculty | Full-Time | 110 | 111 | 117 | 115 | 112 | 114 | 114 | 119 | 113 | 104 |
| | Part-Time | 64 | 64 | 63 | 86 | 62 | 77 | 72 | 82 | 89 | 102 |
| | Total | 174 | 175 | 180 | 201 | 174 | 191 | 186 | 201 | 202 | 206 |
| Percent | Full-Time | 63% | 63% | 65% | 57% | 64% | 60% | 61% | 59% | 56% | 50% |
| | Part-Time | 37% | 37% | 35% | 43% | 36% | 40% | 39% | 41% | 44% | 50% |
| Staff & Administrators | Full-Time | 212 | 199 | 206 | 210 | 229 | 203 | 204 | 185 | 171 | 171 |
| | Part-Time | 110 | 136 | 122 | 90 | 193 | 74 | 43 | 47 | 34 | 49 |
| | Total | 322 | 335 | 328 | 300 | 422 | 277 | 247 | 232 | 205 | 220 |
| Percent | Full-Time | 66% | 59% | 63% | 70% | 54% | 73% | 83% | 80% | 83% | 78% |
| | Part-Time | 34% | 41% | 37% | 30% | 46% | 27% | 17% | 20% | 17% | 22% |
| FTSE per Full-time Faculty | | 77.5 | 76.8 | 75.1 | 83.8 | 81.9 | 68.9 | 65.3 | 64.3 | 69.6 | 78.0 |
| FTSE per Full-time Staff Member | | 40.2 | 42.8 | 42.7 | 45.9 | 40.1 | 38.7 | 36.5 | 41.4 | 46.0 | 47.4 |
| Average Annual Faculty Salary** | | \$ 62,520 | \$ 51,409 | \$ 50,078 | \$ 48,602 | \$ 46,177 | \$ 45,859 | \$ 46,430 | \$ 44,915 | \$ 42,350 | \$ 44,915 |

*Fiscal year data are not routinely collected; the fall semester data should be a good estimate.

**Source: IPEDS Salary Survey, weighted average full-time faculty salary over 9/10 month and 11/12 month contracts.

SOUTHWEST TEXAS JUNIOR COLLEGE
Statistical Supplement 15
Enrollment Details
Last Five Fiscal Years
(Unaudited)

| Student Classification* | Fall 2014 | | Fall 2013 | | Fall 2012 | | Fall 2011 | | Fall 2010 | |
|-----------------------------|--------------|----------------|--------------|----------------|--------------|----------------|--------------|----------------|--------------|----------------|
| | Number | Percent | Number | Percent | Number | Percent | Number | Percent | Number | Percent |
| 00-30 hours (freshmen) | 3,925 | 73.04% | 3,772 | 72.58% | 4,200 | 73.83% | 4,202 | 73.82% | 4,379 | 73.00% |
| 31-60 hours (sophomores) | 1,179 | 21.94% | 1,179 | 22.69% | 1,219 | 21.43% | 1,220 | 21.43% | 1,318 | 21.97% |
| > 60 hours (assoc. & bacc.) | 270 | 5.02% | 246 | 4.73% | 270 | 4.75% | 270 | 4.74% | 302 | 5.03% |
| Total | 5,374 | 100.00% | 5,197 | 100.00% | 5,689 | 100.00% | 5,692 | 100.00% | 5,999 | 100.00% |

*excludes unclassified students

| Semester Hour Load | Fall 2014 | | Fall 2013 | | Fall 2012 | | Fall 2011 | | Fall 2010 | |
|----------------------|--------------|----------------|--------------|----------------|--------------|----------------|--------------|----------------|--------------|----------------|
| | Number | Percent | Number | Percent | Number | Percent | Number | Percent | Number | Percent |
| Less than 3 | 18 | 0.32% | 19 | 0.35% | 13 | 0.22% | 13 | 0.22% | 12 | 0.19% |
| 3-5 semester hours | 1,162 | 20.85% | 1,158 | 21.40% | 1,374 | 23.21% | 1,375 | 23.22% | 1,311 | 21.03% |
| 6-8 semester hours | 1,644 | 29.50% | 1,461 | 27.01% | 1,611 | 27.21% | 1,612 | 27.22% | 1,663 | 26.67% |
| 9-11 semester hours | 785 | 14.09% | 733 | 13.55% | 723 | 12.21% | 725 | 12.24% | 727 | 11.66% |
| 12-14 semester hours | 1,638 | 29.40% | 1,691 | 31.26% | 1,816 | 30.68% | 1,815 | 30.65% | 2,060 | 33.04% |
| 15-17 semester hours | 229 | 4.11% | 265 | 4.90% | 284 | 4.80% | 284 | 4.80% | 357 | 5.73% |
| 18 & over | 96 | 1.72% | 83 | 1.53% | 99 | 1.67% | 98 | 1.65% | 105 | 1.68% |
| Total | 5,572 | 100.00% | 5,410 | 100.00% | 5,920 | 100.00% | 5,922 | 100.00% | 6,235 | 100.00% |

| | | | | | |
|---------------------|-----|-----|-----|-----|-----|
| Average course load | 8.6 | 8.7 | 8.5 | 8.7 | 8.8 |
|---------------------|-----|-----|-----|-----|-----|

| Tuition Status* | Fall 2014 | | Fall 2013 | | Fall 2012 | | Fall 2011 | | Fall 2010 | |
|----------------------------------|--------------|----------------|--------------|----------------|--------------|----------------|--------------|----------------|--------------|----------------|
| | Number | Percent | Number | Percent | Number | Percent | Number | Percent | Number | Percent |
| Texas Resident (In-District) | 1,259 | 22.93% | 1,242 | 23.19% | 1,445 | 24.59% | 1,444 | 24.57% | 1,504 | 25.60% |
| Texas Resident (Out-of-District) | 4,081 | 74.32% | 3,965 | 74.03% | 4,278 | 72.80% | 4,280 | 72.83% | 4,559 | 77.59% |
| Non-Resident Tuition | 151 | 2.75% | 149 | 2.78% | 153 | 2.60% | 153 | 2.60% | 155 | 2.64% |
| Total | 5,491 | 100.00% | 5,356 | 100.00% | 5,876 | 100.00% | 5,877 | 100.00% | 6,218 | 105.82% |

*excludes waivers

Source: CBM001

SOUTHWEST TEXAS JUNIOR COLLEGE
Statistical Supplement 16
Student Profile
Last Five Fiscal Years
(Unaudited)

| Gender | Fall 2014 | | Fall 2013 | | Fall 2012 | | Fall 2011 | | Fall 2010 | |
|--------------|--------------|----------------|--------------|----------------|--------------|----------------|--------------|----------------|--------------|----------------|
| | Number | Percent | Number | Percent | Number | Percent | Number | Percent | Number | Percent |
| Female | 3,308 | 59.37% | 3,176 | 58.71% | 3,573 | 60.35% | 3,406 | 60.13% | 3,605 | 57.82% |
| Male | 2,264 | 40.63% | 2,234 | 41.29% | 2,347 | 39.65% | 2,258 | 39.87% | 2,630 | 42.18% |
| Total | 5,572 | 100.00% | 5,410 | 100.00% | 5,920 | 100.00% | 5,664 | 100.00% | 6,235 | 100.00% |

| Ethnic Origin | Fall 2014 | | Fall 2013 | | Fall 2012 | | Fall 2011 | | Fall 2010 | |
|------------------|--------------|----------------|--------------|----------------|--------------|----------------|--------------|----------------|--------------|----------------|
| | Number | Percent | Number | Percent | Number | Percent | Number | Percent | Number | Percent |
| White | 684 | 12.27% | 718 | 13.27% | 783 | 13.23% | 779 | 13.75% | 2,300 | 36.89% |
| Hispanic | 4,686 | 84.05% | 4,490 | 82.99% | 4,951 | 83.63% | 4,695 | 82.89% | 3,594 | 57.64% |
| African American | 57 | 1.02% | 70 | 1.29% | 70 | 1.18% | 79 | 1.39% | 101 | 1.62% |
| Asian | 27 | 0.48% | 23 | 0.43% | 30 | 0.51% | - | 0.00% | 27 | 0.43% |
| Foreign | - | 0.00% | - | 0.00% | - | 0.00% | - | 0.00% | 11 | 0.18% |
| Native American | 45 | 0.81% | 60 | 1.11% | 45 | 0.76% | - | 0.00% | 73 | 1.17% |
| Other | 76 | 1.36% | 49 | 0.91% | 41 | 0.69% | 111 | 1.96% | 129 | 2.07% |
| Total | 5,575 | 100.00% | 5,410 | 100.00% | 5,920 | 100.00% | 5,664 | 100.00% | 6,235 | 100.00% |

| Age | Fall 2014 | | Fall 2013 | | Fall 2012 | | Fall 2011 | | Fall 2010 | |
|--------------|--------------|----------------|--------------|----------------|--------------|----------------|--------------|----------------|--------------|----------------|
| | Number | Percent | Number | Percent | Number | Percent | Number | Percent | Number | Percent |
| Under 18 | 2,102 | 37.72% | 2,304 | 42.59% | 1,741 | 29.41% | 1,170 | 20.66% | 1,637 | 26.26% |
| 18-21 | 2,021 | 36.27% | 1,659 | 30.67% | 2,367 | 39.98% | 2,675 | 47.24% | 2,462 | 39.49% |
| 22-24 | 513 | 9.21% | 499 | 9.22% | 650 | 10.98% | 576 | 10.17% | 590 | 9.46% |
| 25-35 | 657 | 11.79% | 647 | 11.96% | 766 | 12.94% | 834 | 14.73% | 1,057 | 16.95% |
| 36-50 | 253 | 4.54% | 269 | 4.97% | 341 | 5.76% | 364 | 6.43% | 417 | 6.69% |
| 51 + | 26 | 0.47% | 32 | 0.59% | 55 | 0.93% | 43 | 0.76% | 72 | 1.15% |
| Total | 5,572 | 100.00% | 5,410 | 100.00% | 5,920 | 100.00% | 5,662 | 100.00% | 6,235 | 100.00% |

| | | | | | |
|-------------|------|------|------|------|------|
| Average Age | 20.6 | 22.0 | 22.3 | 22.2 | 22.9 |
|-------------|------|------|------|------|------|

Source: CBM001

SOUTHWEST TEXAS JUNIOR COLLEGE
Statistical Supplement 17
Transfers to Senior Institutions
SWTJC Students Found as First-Time Transfers In Fall 2013
(Includes only public senior colleges in Texas)

| | Transfer Student Count | | | | | Core Completion | Total of all SWTJC Transfer Students | % of all SWTJC Transfer Students |
|--|---------------------------------|----------------------------------|-------------|------------|------------|--------------------|--|-------------------------------------|
| | Associate Degree Academic | Associate Degree Technical | Certificate | No Award | | | | |
| Angelo State University | 3 | 1 | 0 | 6 | 1 | 10 | 3% | |
| Sam Houston State University | 2 | 0 | 0 | 3 | 2 | 5 | 2% | |
| Sul Ross State University - Rio Grande College | 95 | 4 | 0 | 68 | 92 | 167 | 51% | |
| Texas A&M International University | 5 | 0 | 1 | 5 | 7 | 11 | 3% | |
| Texas A&M University at Corpus Christi | 4 | 0 | 0 | 5 | 3 | 9 | 3% | |
| Texas A&M University at Kingsville | 4 | 4 | 0 | 3 | 4 | 11 | 3% | |
| Texas A&M University at San Antonio | 5 | 1 | 0 | 8 | 7 | 14 | 4% | |
| Texas State University | 7 | 0 | 0 | 16 | 8 | 23 | 7% | |
| Texas Tech University | 4 | 0 | 0 | 2 | 4 | 6 | 2% | |
| The University of Texas at San Antonio | 20 | 0 | 1 | 30 | 19 | 51 | 16% | |
| Other Public 4-Year Institution | 7 | 1 | 0 | 12 | 6 | 20 | 6% | |
| Totals | 156 | 11 | 2 | 158 | 153 | 327 | 100% | |

Source:

THECB Transfer Report

Students reported here completed at least 30 hours with SWTJC in the six years prior to their initial enrollment at the listed institution in Fall 2013.

SOUTHWEST TEXAS JUNIOR COLLEGE
Statistical Supplement 18
Capital Asset Information
Fiscal Years 2009 to 2014

| | Fiscal Year | | | | | |
|--------------------------------------|-------------|---------|---------|---------|---------|---------|
| | 2014 | 2013 | 2012 | 2011 | 2010 | 2009 |
| Academic buildings | 31 | 31 | 31 | 31 | 30 | 30 |
| Square footage | 260,936 | 260,936 | 260,936 | 260,936 | 259,136 | 259,136 |
| Libraries | 3 | 3 | 3 | 3 | 3 | 3 |
| Square footage | 25,466 | 25,466 | 25,466 | 25,466 | 25,466 | 25,466 |
| Administrative and support buildings | 6 | 6 | 6 | 6 | 6 | 6 |
| Square footage | 48,597 | 48,597 | 48,597 | 48,597 | 48,597 | 48,597 |
| Dormitories | 2 | 2 | 2 | 2 | 2 | 2 |
| Square footage | 50,146 | 50,146 | 50,146 | 50,146 | 50,146 | 50,146 |
| Number of beds | 256 | 256 | 256 | 256 | 256 | 256 |
| Dining facilities* | 1 | 1 | 1 | 1 | 1 | 1 |
| Square footage | 35,770 | 35,770 | 35,770 | 35,770 | 35,770 | 35,770 |
| Average daily customers | 600 | 600 | 600 | 600 | 600 | 600 |
| Athletic facilities | 2 | 2 | 2 | 2 | 2 | 2 |
| Square footage | 38,338 | 38,338 | 38,338 | 38,338 | 38,338 | 38,338 |
| Plant facilities | 4 | 4 | 4 | 4 | 4 | 4 |
| Square footage | 18,482 | 18,482 | 18,482 | 18,482 | 18,482 | 18,482 |
| Transportation | | | | | | |
| Cars/vans | 66 | 66 | 64 | 64 | 65 | 64 |
| Light trucks/other | 27 | 27 | 28 | 28 | 28 | 27 |

* Includes all of student center

Data includes property leased from SWTJC Foundation, Inc.

**Copies of this publication have been deposited with the Texas State Library
in compliance with the State Depository Law.**
